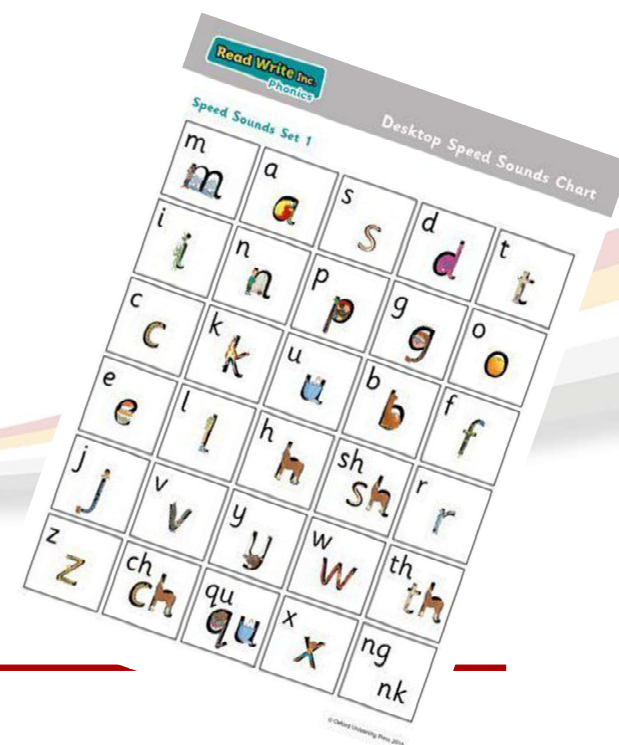




# Read Write Inc



- Structured synthetic phonics scheme written by experts
- Used nationally with proven results
- Prescriptive teaching structure
- Children are taught phonic sounds in a systematic, structured way before being taught how to segment and blend using them
- Supported by a series of decodable texts used both in the classroom and at home


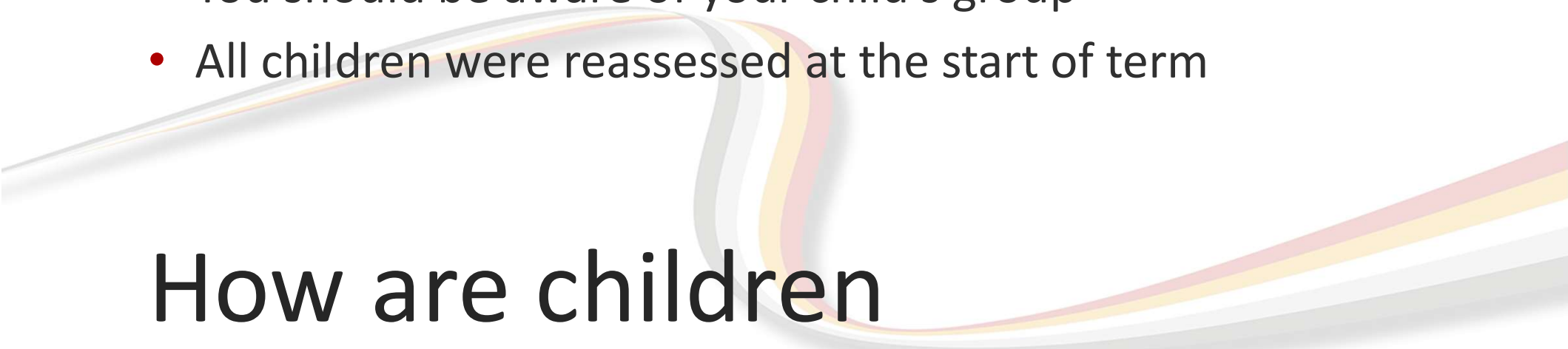


# What is RWInc?

- 
- Specific assessment comes with the scheme
  - Children are assessed half termly
  - Placed in groups
  - Groupings are fluid and can change as regularly as needed
  - Children who sit above the level of the scheme are grouped through reading fluency
- 

# How are children grouped?

---

- 
- Groups are run by teachers and teaching assistants all of whom have received the same training
  - Teaching is monitored weekly by Reading Leader
  - Up to 8 groups in KS1 (5 RWI and 3 spelling groups)
  - You should be aware of your child's group
  - All children were reassessed at the start of term
- 

# How are children grouped?

---

- Speed Sounds
- Ditty
- Red
- Green
- Purple
- Pink
- Orange
- Yellow
- Blue
- Grey

How do they progress?


---



- 
- Autumn 1 Green/ Purple
  - Autumn 2 Pink
  - Spring 1 Orange
  - Spring 2 Yellow
  - Summer 1 Yellow
  - End of Summer 2 Blue/ Grey

# How do they progress?


---

- 
- A decorative graphic of a book with colorful pages (yellow, orange, red, grey) is positioned behind the list of bullet points.
- Any child who has stayed in Green- Orange group for more than one term receives 1:1 tutoring
  - Any child in a group below expected will also receive this tutoring
  - Children may have the same book twice if they don't move groups- only a finite number of books. Aim is to read these fluently.
  - Children will often stay at yellow/ blue/ grey for a longer period

## What about children not progressing as expected?


---

- Every session starts with a 10 minute Speed Sounds session
- Children are introduced to a new sound: say it, caption, read it
- Review previous sounds
- Children read a series of words using the sound by spotting the new digraph, segmenting and blending the word
- Children read previously taught words by sight
- Children write words using the sound by segmenting on their fingers.



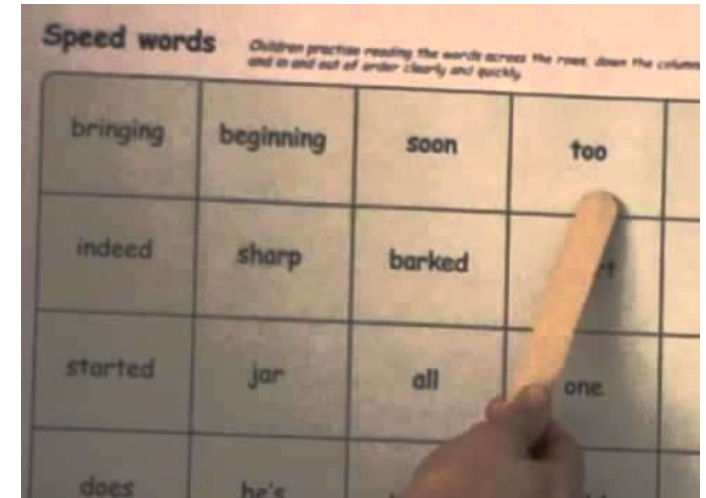
How are sessions structured?-  
Speed sounds

---





- Books are introduced with a short summary
- Children work in pairs and read decodable words which they will encounter in the text
- This is repeated with tricky words  
'Red words'- highlighted in all texts
- Books are then read and re read with a series of activities to support development of fluency




# How are sessions structured?- Reading Books

---

## RWInc Spellings for Year 2 Only

Year 1 Children go onto a structured spelling programme. Generally not until Spring term.

This involves focussing on different ways to spell each sound (e.g the sound ay can be represented by ai, ay, a\_e etc)



What about children not on  
the RWinc scheme?

---

- Children are given a Book Bag Book to take home which match their RWInc level- these will be numbered and checked off and sent from RWInc groups- these will be ticked back in on a list
- The also receive a 'real' text which you may wish to share together
- Lost books will cost £2.50 to replace
- Children not on RWInc Phonics scheme will take a chapter book or two banded books
- All children will take a Library book weekly
- Please log any reading in the reading log
- 5-10 mins daily- any books but prioritise RWInc books

# What books will come home?

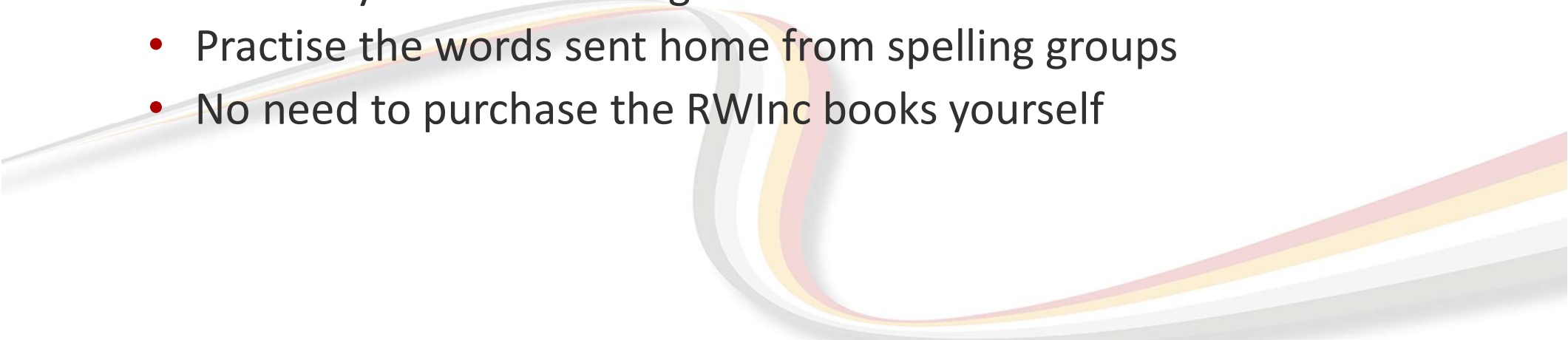
---

- Children take the check at the end of Year 1
- 40 words to read- some real, some alien
- 32 is normally the pass mark
- Children are screened again at the end of Year 2 if they don't pass in Year 1



# Phonics Screening

---

- 
- RWInc website- provides information about how to say the sounds
  - Use the instructions in the book to help support the reading of the books
  - Reviewing the sounds with your child- cards available online
  - Good attendance and punctuality
  - Making sure books are returned to school
  - Read to your child- a range of books
  - Practise the words sent home from spelling groups
  - No need to purchase the RWInc books yourself

# How can you help?

---