



Read Write Inc

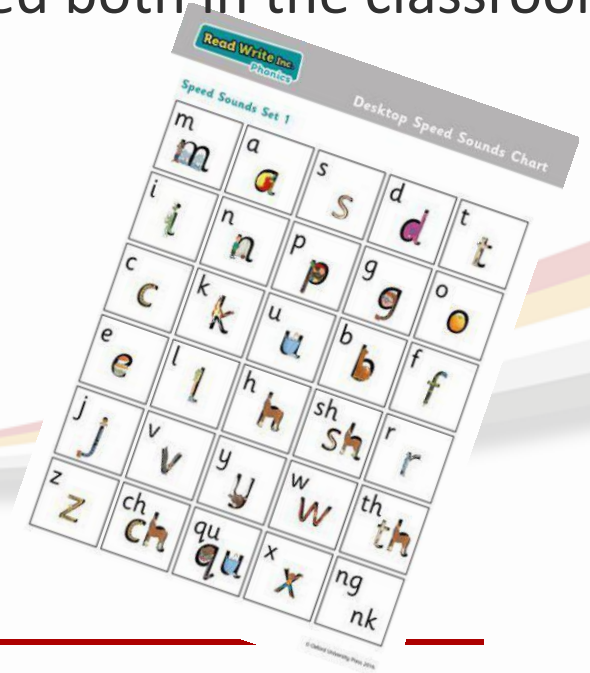


- Phonics results historically above national but still with room to improve- aim to have a significant majority of children passing check with secure phonics for reading and spelling by end of KS1
- Phonics highlighted as a development point for EYFS in 2017 Ofsted
- Increase consistency between phonics teaching in EYFS and KS1- need for a consistent scheme
- Investigation of other phonics schemes
- Visits to other schools- quality of RWInc highlighted

Why RWInc?



- Structured synthetic phonics scheme written by experts
- Used nationally with proven results
- Prescriptive teaching structure
- Children are taught phonic sounds in a systematic, structured way before being taught how to segment and blend using them
- Supported by a series of decodable texts used both in the classroom and at home



What is RWInc?

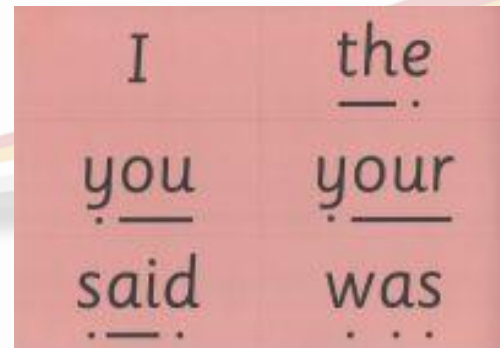
- All staff are trained specifically in how to teach using the scheme
- Children are taught sounds through pictures and captions
- Children constantly revise sounds whilst being introduced to new sounds
- Children read words which they can decode daily in a structured, formulaic way to teach segmenting and blending
- Children also explicitly taught how to read words which are more challenging



play

play

Philosophy behind the scheme



- Children are introduced to the RWInc books when they are able to segment and blend
- Books never contain unfamiliar sounds or sounds the children haven't had practice with (ie children won't read digraphs in the books until they are secure with a range of digraphs)
- Children are grouped into similar ability groups using a specific assessment

Philosophy behind the scheme


- Specific assessment comes with the scheme
- Children are assessed half termly
- Placed in groups
- Groupings are fluid and can change as regularly as needed
- Children who sit above the level of the scheme are grouped through a spelling test

How are children grouped?

- Groups are run by teachers and teaching assistants all of whom have received the same training
- Teaching is monitored weekly by Reading Leader
- EYFS are grouped separately to Year 1/2
- Up to 6 groups in EYFS
- Up to 9 groups in KS1 (6 RWI and 3 spelling groups)
- Letters will come home in next week informing you of your child's teacher and book level (KS1 only)

How are children grouped?

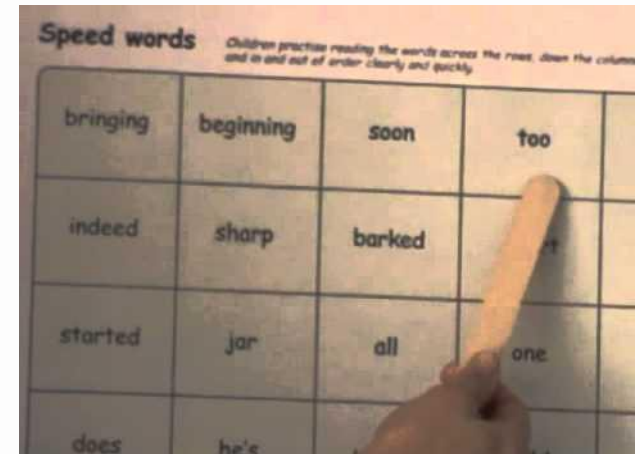
- Every session starts with a 10 minute Speed Sounds session
- Children are introduced to a new sound: say it, caption, read it
- Review previous sounds
- Children read a series of words using the sound by spotting the new digraph, segmenting and blending the word
- Children read previously taught words by sight
- Children write words using the sound by segmenting on their fingers.



How are sessions structured?-
Speed sounds



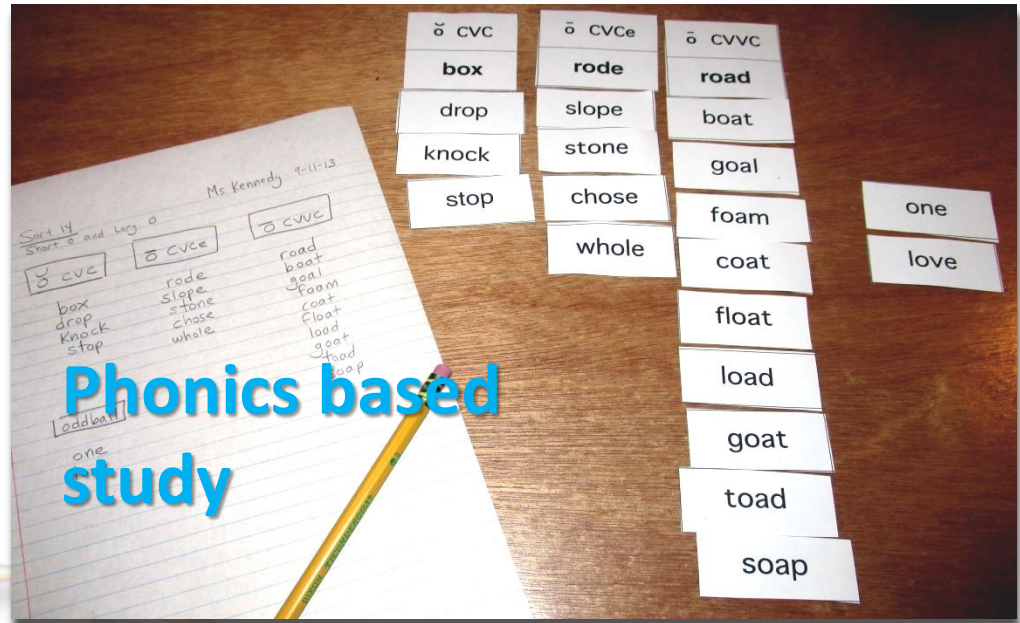
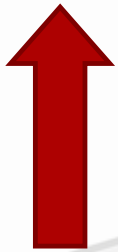
- Books are introduced with a short summary
- Children work in pairs and read decodable words which they will encounter in the text



- This is repeated with tricky words 'Red words'- highlighted in all texts
- Books are then read and re read with a series of activities to support development of fluency
- EYFS will begin in Summer term

How are sessions structured?- Reading Books

Children working above the scheme will have a specific spelling sessions either **phonics based** or based on **spelling patterns** (taken for National Curriculum)



All EYFS children will begin on RWInc scheme. Children leave RWInc scheme when they have reached set level of phonic ability and fluency

What about children not on the RWInc scheme?

Spelling pattern study

Spelling sessions will provide:

- opportunities to look at rarer graphemes through identification of rules and patterns
- Explicit teaching of spelling rules such as the addition of suffixes and prefixes in line with Year 2 spelling

ee
teeth
meal
monkey
these
chief
happy

The image shows two educational cards on a yellow background. The left card is titled 'Prefixes' and features three colorful shapes: a yellow one with 'dis', an orange one with 're', and a red one with 'un'. Lines connect 'dis' to 'opposite of', 're' to 'again', and 'un' to 'not'. Below the shapes is the text: 'A prefix is added to the beginning of a word to make a new word.' The right card is titled 'Suffixes' and features two colorful shapes: a purple one with 'ful' and a blue one with 'less'. Lines connect 'ful' to 'full of' and 'less' to 'without'. Below the shapes is the text: 'A suffix is added to the end of a word to make a new word.'

Prefixes

dis
re
un

opposite of
again
not

A prefix is added to the beginning of a word to make a new word.

Suffixes

ful
less

full of
without

A suffix is added to the end of a word to make a new word.

- Guided reading in KS1 using more challenging texts focussed on comprehension
- Whole class reading with discussion about texts read to the children
- Children read to daily
- Text associated with Talk for Writing
- Reading assemblies
- LRC sessions



What other reading will happen?

- Children are given a Book Bag Book to take home which match their RWInc level- these will be numbered and checked off and sent from RWInc groups- these will be ticked back in on a list
- Lost books will cost £2.50 to replace
- In class, teachers will give a second 'real' book from book band books- these will be noted in HSJs and ticked back in
- Children not on RWInc scheme will take a chapter book or two banded books

What books will come home?

- RWInc website- provides information about how to say the sounds
- Use the instructions in the book to help support the reading of the books
- Reviewing the sounds with your child- cards available online
- Good attendance and punctuality
- Making sure books are returned to school
- Read to your child- a range of books
- No need to purchase the RWInc books yourself

How can you help?
