

First Steps

**Admission to primary school:
A guide for parents**

2026

2027

Application Deadline
15 January 2026

[Apply online at www.cambridgeshire.gov.uk/admissions](http://www.cambridgeshire.gov.uk/admissions)

Published September 2025

Foreword



Thank you for showing your interest in joining one of our Cambridgeshire primary schools.

We are lucky to have fantastic schools across our county. I know personally how hard our school and academy leaders work every day to ensure they are offering the best opportunities for development and growth.

As the Local Authority we benefit from having close relationships with our schools, and our collaborative approach ensures we are always working together to help achieve the best outcomes for our children and young people and helping them reach their potential.

I'm pleased to be able to share this guide with you, and I hope you find it useful.

All the information you need to know about the admissions process is available in here, but you can also find admissions information at www.cambridgeshire.gov.uk/admissions on our website.

In addition to this guide, each school produces its own prospectus and provides opportunities for parents to visit and find out more about the facilities and services provided.

I wish you the best for the future.

Martin Purbrick

Executive Director for Children, Education and Families

Contents

Foreword	2
Who Can Apply?	4
Specific circumstances	4
Children with an Education, Health and Care Plan	4
Children in public care	5
UK service and military personnel	5
Before You Apply	6
Which schools can I apply for?	6
Your child's home address?	6
Shared parental responsibility	7
Moving house	8
Fraudulent applications	8
Important Dates	9
How to Apply	10
Applications Open from 11 September 2025	10
National Closing Date – 15 January 2026	10
Choosing Your Preferences	11
Supplementary Information Forms (SIF)	11
Changing Preferences	11
Applying offline	12
Allocations of school places	13
Published Admission Number (PAN)	13
Oversubscription criteria	13
How places are allocated	13
National Offer Date – 16 April 2026	14
When will I know which school my child has been offered?	14
Accepting a school offer	14
Declining a school offer	15
Offer after refusal	15
If a place cannot be offered at any of my preferred schools	16
What is a Waiting list?	16
Appealing a School Place Offer	16
Home to school travel assistance	16
Glossary of terms	18
Useful contact information	20
Neighbouring Local Authorities	21
SCHOOL LOCATION MAPS - Cambridge City Primary Schools	22
SCHOOL LOCATION MAPS - East Cambridgeshire Primary Schools	23
SCHOOL LOCATION MAPS - Fenland Primary Schools	24
SCHOOL LOCATION MAPS - Huntingdonshire Primary Schools	25
SCHOOL LOCATION MAPS- South Cambridgeshire Primary Schools	26
Oversubscription Criteria for Community	27
and Voluntary Controlled schools	27
Schools within Cambridgeshire listed Alphabetically	27
Alternative formats	157

Who Can Apply?

Parents and carers of children living in Cambridgeshire applying for a Reception place at a primary/infant school, Year 3 of a junior school or a Year 5 place at a middle school for September 2026.

We co-ordinate the admissions to all maintained (state) schools and academies in the county and aim to make the process fair and transparent for all.

- It is our policy to admit children to the year group appropriate to their date of birth. In exceptional circumstances, your child may be able to start school a year earlier or later than would normally be the case. For further information please contact the Admissions Team.
- If your child lives outside Cambridgeshire, please contact their home local authority for details on how to apply. [Check your home local authority at https://www.gov.uk/find-local-council-can-help-identify-home-local-authorities](https://www.gov.uk/find-local-council-can-help-identify-home-local-authorities)
- Cambridgeshire residents who wish to apply for schools outside Cambridgeshire must still make their application through the Cambridgeshire admissions process. We will work with the other Local Authority to ensure that your application is considered alongside those who live within that authority.
- A child coming from an educational system abroad, or who does not speak English as their first language, will not normally be considered as an exceptional circumstance. Support is available in all our schools within the correct year group for these children.

If you are moving from overseas and will be resident in Cambridgeshire for 6 teaching weeks or longer your child may be eligible for a primary school place.

If you are in any doubt, please email admissions@cambridgeshire.gov.uk before submitting your application

Specific circumstances

Children with an Education, Health and Care Plan

If your child has an Education, Health and Care Plan, you should not make your application directly to the Admissions Team.

You will receive information from your child's SEN Casework Officer regarding the specific application process for your child. If you have any queries, please contact the Statutory Assessment Team (S.A.T) who will be able to advise you further.

Children in public care

If you are the foster carer of a child who is currently in public care, also known as Children in Care (CiC) the application should be completed in cooperation with, and countersigned by, the child's assigned social worker. Applications made on behalf of children in public care that are not signed by a social worker will not be processed until such time as a social worker's signature is received.

If you are applying for a child who was previously in care and has since been adopted or is now under a special guardianship or residency order (now known as a child arrangement order) they will be given higher priority within every Cambridgeshire school's criteria. Ideally you should provide the contact details of the social worker who was assigned to your child's case.

However, it is your responsibility to provide evidence to support this request in the form of:

- Adoption certificates
- Any Child Arrangement Order where a non birth parent has been named;
- A Special Guardianship Order;
- Written confirmation from an involved council employee (ideally the assigned Social Worker);
- Evidence if your child has been adopted from overseas.

You will need to make specific mention of this on your application, as Cambridgeshire County Council Admissions Team do not have access to public care records.

UK service and military personnel

If you currently serve or have served in the UK Armed forces of the Crown we will accept your application together with a letter or equivalent from the MOD or a Posting Order as proof of address for your child's application and will comply with the provisions of paragraph 2.18 of the School Admissions Code. If you do not have evidence of a residential address before the closing date of the 15 January 2026 we will use the base address. If you then receive notification or confirmation of your actual residential address please forward this to us admissionsapplications@cambridgeshire.gov.uk.

Please clearly indicate on your application that you are serving personnel.

Before You Apply

Which schools can I apply for?

You can apply for a place at any maintained or academy (i.e. non-fee paying) mainstream school on your home authority's online system or paper application form, as long you are applying for the school's natural year of entry.

If you live near the county boundary, you may wish to consider applying for schools in neighbouring authority areas. You will still need to make your application through Cambridgeshire County Council.

If you are submitting preferences for schools outside of the area covered by Cambridgeshire County Council, it is essential that you also contact the Local Authority who maintains the school you are applying for, to check their closing date, supplementary information form and identification document requirements.

If you submit invalid preferences, such as an independent school or a school where the year group you are applying for is not the natural year of entry, these preferences will be discarded, and you may not be offered the opportunity to name other schools in their place.

A list of Cambridgeshire schools is provided in the directory section of this guide. Find out more about finding and choosing the right school and how our catchment areas work at <https://www.cambridgeshire.gov.uk/residents/children-and-families/schools-learning/apply-for-a-school-place/catchment-areas>

You can select [My Cambridgeshire](#) and enter your postcode. Select your house. To find out your catchment primary and secondary schools select 'My House' on the top left of the screen. Distances given are indicative only, and must not be relied upon for either admissions or home to school transport purposes. Please check schools' websites for accurate catchment information.

If you wish to see which other schools are near your address, click on 'My Nearest' or click on the 'My Maps' section and click on the relevant box in the 'Education and Learning' section down the left-hand side.

Parents should be aware that the primary school their child attends may impact on future secondary admissions because some secondary schools' admissions policies have a feeder school as one of their criteria.

It is strongly recommended that you use all three preferences, and that you name your catchment school as one of these.

Your child's home address?

It is very important that the address you give on your child's application will be your child's permanent or main residence at the time school places are allocated on **16 April 2026**. Unless you are applying based on a future house move that you have made the Admissions Team aware of, and for which you have provided sufficient supporting evidence, this should also be the address where your child will be residing when they start school in September 2026.

We will verify your child's home address by checking the information held by your child's current (Cambridgeshire maintained) school or request that you provide proof of your home address. We recommend you contact your school prior to submitting your application to ensure they have the

correct address for your child. If the information they hold is out of date your application may be considered from the wrong address, potentially damaging your chances of being offered a place at your preferred school.

If your child does not currently attend a Cambridgeshire Early Years Setting, academy, foundation or voluntary aided school it is your responsibility to provide sufficient proof of your address in Cambridgeshire.

Proof of address provided **must** be in the name of the person making the application. This proof may be requested at any point during the admissions process, including after your application has been submitted, and may include one or more of the following documents:

- A copy of your Council tax bill for the current year

Documents below must be dated within 3 calendar months of your application being received:

- A copy of a rental agreement for a minimum of six school weeks signed and dated by both the tenant and the landlord
- A letter from your solicitor confirming exchange of contracts on your new property you are purchasing stating a full postal address.
- If you are moving in with a friend or relative we will need a letter from the friend/relative confirming that you are coming to stay with them (mentioning you all by full name) and we will also need to see a recent utility bill for the friend/relative dated within the last three months
- A copy of a Government document
- Recent Utility bill/account

It is important that you provide this proof as quickly as possible. If it is not received before 31 January 2026, your child's application will **not** be considered until the second round of allocations, offers for which will be made on **22 May 2026**. If we do not receive proof of your address your child's application will **not** be processed and no school offer will be made.

It is also important to note that while Cambridgeshire County Council accepts additional information documents such as proof of a new address that are received before 31 January 2026, we cannot guarantee that other Local Authorities will honour this deadline. The date for all Local Authorities to exchange data on residents who have ranked out of county schools as a preference is set for 15 February 2026. Therefore, all applicants who name a school in another Local Authority as one of their preferences must have all requested additional documents submitted to the Admissions Team before 31 January 2026.

Shared parental responsibility

Where more than one adult share parental responsibility, and live at different addresses, it is important that agreement be reached, prior to making the application, on which schools to apply for.

If different applications are received, or the Admissions Team is made aware of a dispute between two parents, all applications will be placed on hold and will **not** be processed until such time that:

- one joint application is made, signed by all parties: or
- written agreement is provided from both parents: or

- a court order is obtained confirming which parents' application carries precedence:

If your child lives at more than one address:

- their main residence will be where they spend the majority of their school nights (Sunday to Thursday)
- if they divide their time equally between two addresses further evidence will be required to identify the child's home

Please ensure that only one joint application is submitted by 15 January 2026. If multiple applications are received, you risk your child not being considered for a school place or an offered place being withdrawn.

Useful information can be found on our website:

[Separated parents | Cambridgeshire County Council](#)

Moving house

If you move address at any point during the admissions process, either within Cambridgeshire or into Cambridgeshire, it is **your** responsibility to immediately inform the Admission Team, in writing, of this change and provide proof of your new address. Failure to do this may invalidate your child's application.

If you wish for the school offer to be based on a future house move (to take place by September 2026), you will need to submit your application form by 15 January 2026, noting the move on your form, and provide proof of the new address before **31 January 2026** for it to be considered.

If your proof of address is not / cannot be provided before **31 January 2026**, your child's school allocation will be based on the address currently held on record, if your child currently attends a Cambridgeshire academy, foundation or voluntary aided school.

If you are moving from overseas or your child does not currently attend a Cambridgeshire academy, foundation or voluntary aided school, and you do not provide your proof of address before **31 January 2026**, your application will **not** be processed until the satisfactory proof is received, which means that you will not receive an offer of a school place on 16 April 2026.

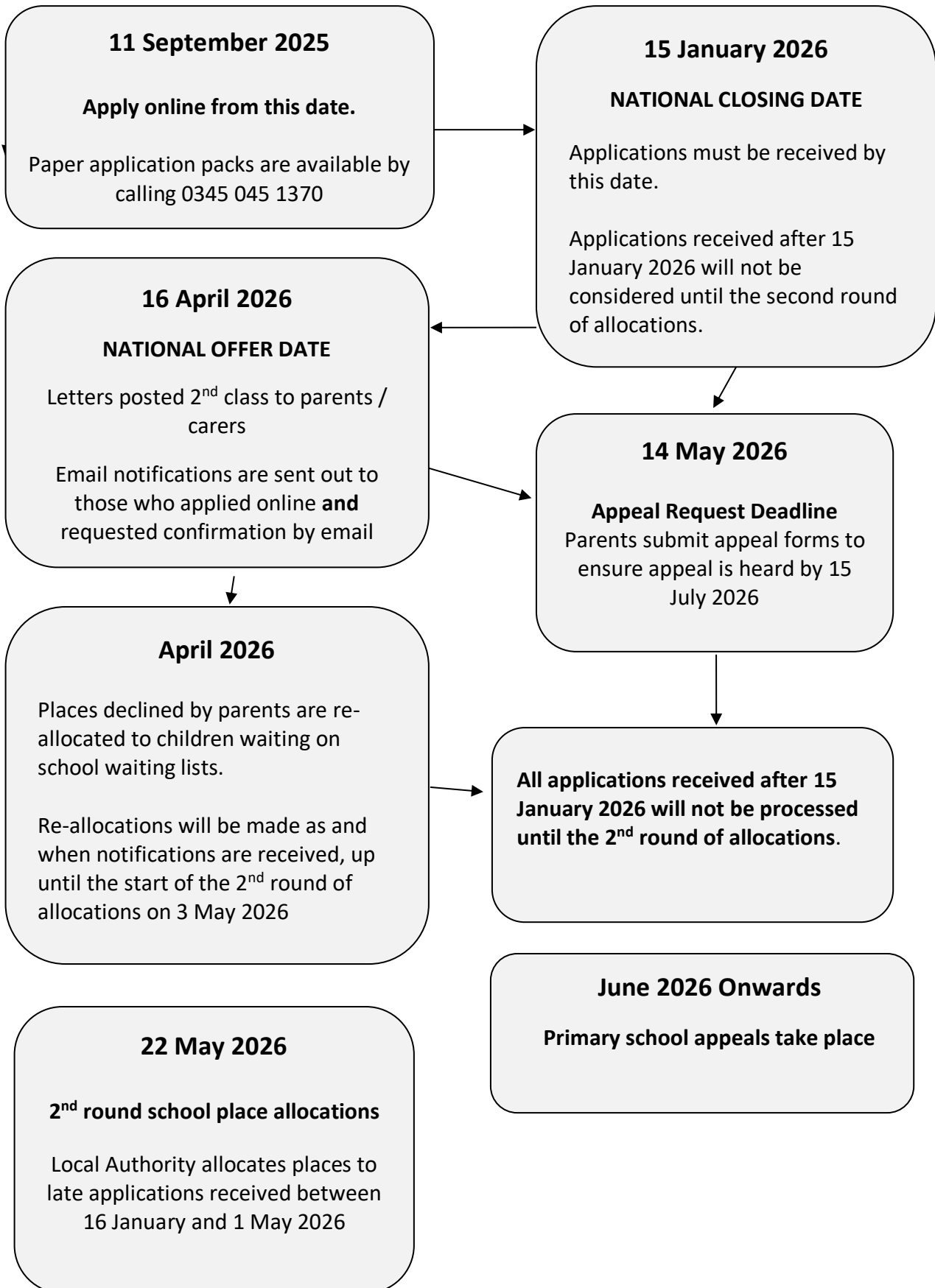
Fraudulent applications

Regrettably, on occasion some parents have given false information about their home address to get a place at a particular school. This practice is not acceptable and can deny a place to a child with a more genuine claim. Cambridgeshire County Council expects all applications to be made in good faith, giving correct information.

All claims of fraudulent applications are taken seriously and investigated until resolved to the satisfaction of the Admissions Team.

Any school place obtained using incorrect or fraudulent details will be withdrawn.

Important Dates



How to Apply

Applications Open from 11 September 2025

It is quickest to apply online through our website www.cambridgeshire.gov.uk/admissions.

- List the schools of your choice in order of preference.
- If you have more than one child going through the process at the same time, you must make a separate application for each child. Please ensure that you refer to each child on all application forms. We will try to ensure that these children are offered places together.
- You will receive an email confirmation that your application has been received.
- Available 24 hours a day, 7 days a week until the national closing date
- You can log in and view your child's school offer on 16 April 2026. This will also be sent by email, on the day, to those who request it when applying online.
- You can change the details on your application up until midnight on the closing date.
- The system has a series of security procedures which keeps the information provided safe.
- There is no risk that your application will get lost in the post.
- Please ensure that you have read the Terms and Conditions **before** submitting your application.

**In 2025 we received over 900 late Primary school applications.
As a result, many of these applicants missed out on a place at their preferred school(s).**

National Closing Date – 15 January 2026

All applications must be received by this date. Applications received after the 15 January 2026 will not be considered until the second round of allocations (late applications).

- All online applications must be submitted **before** midnight on **15 January 2026**. Any applications begun but left un-submitted will **not** be considered.
- If you re-visit your application at any time you must ensure that it is re-submitted, otherwise the application cannot be processed. It is your responsibility to ensure your application status is **“submitted”** before midnight on 15 January 2026.

If you do **not** complete an application form, or your application is received after the 15 January 2026 your child will **not** receive a school offer on **16 April 2026**.

If you realise that you have forgotten to make an application, it is important you complete one as soon as possible. After 15 January 2026 you will need to complete the late online form, as the on time online application facility on the Citizen Portal will no longer be available.

Late applications will not be processed until the second round of allocations. Many of the more popular schools may be full, and you are much less likely to be offered a place at your preferred school.

You can make your application for a primary school place via our website;
www.cambridgeshire.gov.uk/admissions

Choosing Your Preferences

In Cambridgeshire, you can **apply for three schools** in order of preference. If you only apply to one school, you will only be considered for that school. You may then be allocated a school that is not one of your preferences, that is further from your home address and to which you may not be entitled to travel assistance should your preference be unsuccessful.

- Schools do not know the order in which you have ranked them on your application form, or which other schools you have applied for. That information is confidential prior to the allocation of places. You should place the schools in the order you would like your child to attend.
- You are allowed only three active preferences at any one time, even if you are applying for schools within another Local Authority that allows you to express more than three preferences.

Supplementary Information Forms (SIF)

Some schools require the completion of a **Supplementary Information Form (SIF)**. This is used to help the Governing Body / Trust to consider your application fully, in accordance with the school's oversubscription criteria.

If you wish your child to be considered under the school's religious criteria, you **must** complete a SIF, (available either on our website or from the school) and return it to the **school** directly before the closing date of **15 January 2026**.

If you do not complete and return the required SIF by the closing date, your child will not be considered under the schools' religious criteria.

Changing Preferences

You may change your preference(s), prior to the closing date, either by editing and re-submitting your online application, or by completing a new paper application form.

In all cases these changes must be made by the closing date of 15 January 2026.

You cannot amend your preferences after the closing date unless there are genuine reasons for doing so, e.g. a recent house move. You will be required to provide evidence of the change in circumstances when submitting the request and they will only be considered where a complete application has been received by the national closing date of 15 January 2026.

Any requests to change already submitted preferences received from **1 February 2026** onwards, regardless of the circumstances, will not be considered until the second round of school place allocations on 22 May 2026.

Any request to change the oversubscription criterion your child's application qualifies or received from **16 January 2026** will not be actioned until after the national offer date 16 April 2026.

Only one application will be processed per child at any given time. **This means that any new application received will replace your previous application and cancel any previous offer made.**

You must include any schools from your latest application above your new preferences on your second or subsequent application if you would like them to remain as active preferences.

When you make a new application, you will be agreeing to the following:

- That you will no longer have the right to appeal against a refusal for a school that is not included on your most recent application.
- That your child's name will be removed from any waiting list for a school that is not named on your latest application.

Applying offline

You can also apply on paper, and return this to your child's current school, or admissions team. Please call us on 0345 045 1370 for a form.

If you apply on paper you will have to wait until your offer is received in the post. If we need to contact you, this will be done by post. This may slow down your application.

We recommend that all paper application forms are posted by "signed-for" recorded delivery, and that you retain your proof of postage. We accept no responsibility, and will make no exceptions, for applications that do not reach us and are not posted by this method.

- You can include a stamped, self-addressed envelope with your application form, so we can post you a confirmation slip when it has been received.
- You can also hand the application in to your child's current school, for them to scan and email to us. If you do, please request a confirmation receipt.

If you have already made an online application for your child, you **must not** submit a paper form as well. If we do receive both a paper and an online application, the application with the most recent date (i.e. the latest) will be the application accepted.

You can get free Wi-Fi, and access to computers at Cambridgeshire libraries.

Admission to school below compulsory school age and delay entry to school

Your child is eligible to start school the September following their 4th birthday but legally must be accessing full time education from the term following their 5th birthday. On receipt of your child's school offer you may choose to take up this place:

Immediately (from September 2026); or

On a part-time basis until the beginning of the term after their 5th birthday; or

Defer your child's admission until the beginning of the term after their 5th birthday but not beyond the beginning of the final term of the school year for which it was made.

This means, if your child is summer born, they will need to start school in April 2027 to keep the place at the school offered. If your child does not start school in April 2027 you will need to apply in June 2027 for a Year 1 place with no guarantee of the same school being offered. We recommend all parents discuss these admission options with the school following receipt of their child's offer letter.

For more information, please read www.cambridgeshire.gov.uk/residents/children-and-families/schools-learning/a-guide-to-reception-admissions

Allocations of school places

Published Admission Number (PAN)

Each school has what is called a **Published Admission Number (PAN)**. This is the maximum number of pupils that can be admitted to each year, based on the accommodation available at a school. The number is based on a national formula for deciding how many children can go to a school without causing overcrowding.

Many schools receive more applications than their PAN can accommodate. To decide which children to offer places to, specific admission criteria are used. These are known as the school's oversubscription criteria.

Oversubscription criteria

These are the criteria by which all applications are considered when more applications are received than there are places available. Different schools have different criteria, so it is important that you check the admission arrangements for all the schools you wish to apply for.

How places are allocated

Local authorities use a computerised system to exchange details of applications with each other, and co-ordinate offers of places to ensure each child is only offered only one school place.

Where a school receives more applications than it has places available, it is referred to as being over-subscribed. The published over-subscription criteria will be used to decide the order in which applicants will be offered places.

All Preferences are treated equally. This means we will look to see if a place is available at each of your preferences and offer you a place at your highest preference school that has a place available.

Step 1

If we can meet your first preference, we will offer your child a place at that school. You will not be considered for any lower preference schools and will not be placed on their waiting lists and there is no right to appeal for lower preference schools you are not considered for.

Step 2

If we cannot meet your first preference but can meet your second preference, we will offer your child a place at that school. Your child's name will then be added to the waiting list of your first preference school, and you will be offered your right of appeal.

Step 3

If we cannot meet your second preference, but can meet your third preference, we will offer your child a place at that school. Your child's name will be added to the waiting lists for your first and second preference schools, and you will be offered your right of appeal.

Step 4

If we cannot meet any of your preferences, we will offer your child a place at your catchment school if; - you have not already expressed it as a preference; and

- following the allocation of all preferences, there remain places available
- Where a place is not available at your catchment school, a place will be offered at the nearest alternative* school where a place is available.
- Your child's name will be added to the waiting list for all of your preferred schools and you will be offered your right of appeal.

* *Alternative School*

If you do not express a preference for your catchment school, your child will not receive travel assistance to any alternative school offered as a part of the admissions process.

Allocation Example

Angela lives in Cambridge and applies for the following three schools;
St Albans RC Primary School Arbury Primary School Mayfield Primary School

Mayfield Primary School is Angela's catchment school. However, she currently has a sibling attending Arbury Primary School.

Angela's first preference is St Alban's. The school is oversubscribed and when the over subscription criteria were applied, places could only be offered to children as far as their religious criteria. Angela only met the lowest criterion for St Alban's and was not offered a place. Her name was then placed on the school's waiting list.

Angela met the sibling criterion for Arbury, her second preference. After the oversubscription criteria was applied the school were able to offer places to all children within this criterion and a place was offered.

Angela would also have qualified for a place at her catchment school, Mayfield. However, because her higher preference school could be offered, it was not necessary to offer her that place and it was offered to the next ranked child.

National Offer Date – 16 April 2026

When will I know which school my child has been offered?

If you applied online, you can log into Citizen Portal to see your offer, and we will email you as well. If you applied on paper your offer letter will be posted out by second class post.

In April 2025 the following percentage of Cambridgeshire families were offered one of the schools listed on their application form:

- **94.1 %** were offered a place at their first preference school;
- **98.8 %** were offered a place at one of their three preferred schools;
- **1.2%** were not offered a place at any of their preferred schools.

Accepting a school offer

It is important that you accept your child's place. If you do not, we reserve the right to withdraw that place in order to offer it to another child. If you submitted your application online, you can accept your place via the Citizen Portal between 16 April 2026 and 30 April 2026. If you did not make your application online or are accepting your place after 30 April 2026 you will need to contact the school offered directly.

Accepting a place at the school offered will not lessen your chances of being offered a place at your preferred school either through the school's waiting list or through the appeals process.

Declining a school offer

If you do not wish to accept the school place offered, for example if you have moved out of Cambridgeshire, or have decided to educate your child privately, you **must** ensure you inform the Local Authority. This can be done by completing the refusal slip attached to the offer letter and returning it to the Admissions Team. Parents who submitted their application online can also decline the offer via the Citizen Portal between 16 April 2026 and 30 April 2026.

When considering declining the offer of a place that has been made to you, please consider the following:

- If you are appealing a decision not to offer your child a place at a higher preference school, you must wait until your case has been heard and upheld before you can decline the place currently offered to you;
- If you have submitted a new application with different preferences, or are planning to do so, you must wait until your application has been processed and a new offer issued by the Admissions Team before you can decline your original offer;
- If you are hoping to gain a place at a preferred school through that school's waiting list, your current offer cannot be withdrawn until you are offered a place at your preferred school by the Admissions Team.
- If you are moving out of Cambridgeshire, we will not remove an allocation until we have been advised of an alternative provision that has been secured.

By completing the refusal slip you accept that you are withdrawing your current application and by doing so invalidating any offer of a place that has been made to you.

Offer after refusal

In some cases, the Admissions Team will initially be unable to offer a place at your preferred school, but a place may become available that we can offer to you at a later date. When this occurs we will inform you in writing, by emailing a copy of the letter to the contact email where one was given on your application, or by posting to the address held where there is no email address. You will then need to decide if you wish to take up the newly offered higher preference school or retain the originally offered place. You **must** inform us of your decision, **in writing**, within ten working days of the offer being made; you can confirm by letter or by emailing AdmissionsApplications@cambridgeshire.gov.uk

If you do not respond within ten working days, a reminder will be sent; if you do not respond within five working days of the reminder, we will assume you wish to retain your original offer, the new offer will be withdrawn, and your child's name will be removed from the school's waiting list. Please note, exceptions cannot be made for letters you do not receive due to providing insufficient details for written communication.

We also suggest adding the addresses to your safe-senders list, as deadlines cannot be extended for emails that have been filtered into junk or spam folders:

admissions@cambridgeshire.gov.uk

spos.admissions@cambridgeshire.gov.uk.

AdmissionsApplications@cambridgeshire.gov.uk

If a place cannot be offered at any of my preferred schools

If you are a Cambridgeshire resident, you will be allocated a place at either your catchment school, if there are places remaining, or the nearest alternative school to your home address with a place available.

Your child's name will be placed on the **waiting list** for every school where they are refused a place.

What is a Waiting list?

Children are placed on the list according to the schools over-subscription criteria rather than by the date the application was made. Your child will remain on a waiting list until **31 December 2026**, unless one of the following occurs:

- you are offered a place at by an independent appeal panel;
- a place becomes available;
- you are offered a place at a school you have ranked as a higher preference but were previously refused due to oversubscription; or
- you submit a new application that does not name the school as a preference or ranks it as a lower preference than a school we are able to offer you a place at.

Appealing a School Place Offer

Information on appealing a school place will be included with your offer of a school place. You can also find out all about the appeals process on our appeals page

<https://www.cambridgeshire.gov.uk/residents/children-and-families/schools-learning/apply-for-a-school-place/admission-appeals>

Home to school travel assistance

In most cases, as a parent, you are responsible for your child's journey to and from school. It is essential that you consider how your child will travel to school before submitting your application. If you choose to apply for a school which is not your child's catchment or nearest school, or they are offered a higher preference school, they **will not** be entitled to receive council funded transport assistance.

Please ensure you consider the information below, but also visit the home to school transport webpage for the full criteria and Home to school travel assistance policy.

www.cambridgeshire.gov.uk/education/transport

Eligibility criteria for council funded transport assistance

In order to qualify for travel assistance your child must;

- live within Cambridgeshire **and**
- be attending their nearest suitable school **and**
- that school is more than 2 miles from their home, by the shortest available walking route.

Nearest suitable school

The Council defines your child's nearest suitable school as;

- their nearest school; or
- their catchment school (please note exceptions apply see individual school entries for further details); or
- their nearest school with a place available, only if a place has been applied for and refused at the nearest and catchment schools

Please take into consideration that your child will not receive travel assistance if;

- you do not apply for your nearest suitable school; or
- they attend your preferred school, and that school is not your nearest suitable school; or
- they attend an alternative school designated to you by the Local Authority, but you have **not** applied for and been refused places at your nearest suitable school.

Distance measurements

All distances for assessing home to school transport entitlement, including identifying your child's nearest school, are measured by the shortest available walking route up to 2 miles, and by the shortest road route for distances more than 2 miles.

Distances are measured using the Council's ordinance survey based mapping system. Whilst online measurement tools are useful for providing approximate information, they should not be relied upon for determining your child's nearest school. If you are unsure which school is your child's nearest school, please contact the Passenger Transport Team who will confirm this information for you.

If you live near to the county border, your nearest school or next nearest school with a place available may **not** be a Cambridgeshire school. Please consider this when making your school selection.

For further information please visit www.cambridgeshire.gov.uk/education/transport

Glossary of terms

Term	Definition
Academies	Including Free Schools, University Technical Colleges, are state-funded independent schools.
Application form	Available either online or on paper for parents / carers to complete, stating which schools they would prefer their children to attend.
Catchment area	A defined geographical area surrounding a school from which it will usually take the majority of its pupils.
Child in Care (CIC)	A child in care is a child who is (a) in the care of the local authority, or (b) being provided with accommodation by a local authority in the exercise of their social services function (see definition in Section 22(1) of the Children Act 1989) at the time of making an application to a school.
Child Previously in Care	Children who were previously in care (CIC)(as defined above) but ceased to be so by reason of adoption, a special guardianship order or resident order (now known as child arrangement order). Evidence must be provided to be considered under this criterion: <ul style="list-style-type: none"> - Adoption Certificates/orders that reference Section 12 of the Adoption Act or Section 46 of the Children’s Act; - Any Child Arrangement Order where a non birth parent has been named; - Any SGO (Special Guardian Order) that mentions Section 14A; Written confirmation from an involved Council employee (ideally the assigned Social Worker) stating they are currently looked after or were formerly in public care.
Community school	A school owned and run by the County Council.
Distance Between Home and School	Distance within Cambridgeshire is calculated by measuring a straight line from the reference point of the home, as determined by OS Address Base Premium™, to the reference point of the school. For families who live outside of Cambridgeshire, straight line distances are determined using a combination of local maps and on-line resources. Distances for transport purposes are measured by the shortest available route. In the event of (a) two or more children living at the same address point (e.g., children residence in a block of flats) or (b) two addresses measuring the same distance from the school, the ultimate tiebreaker will be random selection, witnessed by a Council officer, independent of the Admissions Team.
Foundation school	A school which is funded by the County Council but run by its governing body.
Foundation school with a Trust	A school which is funded by the County Council, but managed by its governing body, and has formed links with a charitable organisation (the Trust) formed by partners such as universities, businesses or voluntary organisations.
Home Address	Is a child’s permanent or main residence at the time school places are allocated. This should also be the address where the child will be residing when they start school. Where a child’s time is divided between more than one address, their “main residence” will be taken from where they spend the majority of their school nights (Sunday to Thursday), and to where the child is registered with the GP.

Term	Definition
	<p>An address used for before and after-school childcare arrangements will not be considered.</p> <p>Places cannot be allocated based on intended future changes of address, unless the move has been confirmed and the relevant proof can be provided;</p> <ul style="list-style-type: none"> • a letter from your solicitor confirming exchange of contracts and completion date, • a copy of a rental agreement for at least 12 months signed by both the tenant and the land <p>Parents must inform the Admissions Team of any change of address between the time of application and when the child is due to start at the new school. Failure to do this may result in the offer of a place being withdrawn.</p>
Independent Appeals Panel	The group of people who are called together to hear admission appeals. Panel members are not involved with the school or the County Council.
LA	Local Authority
Maintained schools	All schools funded by the County Council (this includes community, foundation, voluntary controlled and voluntary aided schools).
Oversubscription criteria	The priority order by which school places are allocated when a school is oversubscribed, i.e. there are more applicants than places available.
Parent	A person who is either the child’s birth or adoptive parent or who has parental responsibility for the child.
Published Admission Number (PAN)	The number of places available in the normal entry year.
Siblings	<p>Children, usually brothers or sisters, aged between 4 and 16, who live together in the same family unit.</p> <p>Unless otherwise stated, children who are in attached nursery or sixth form provision are not included.</p> <p>Please note that siblings can only be considered where the child is actually attending the school by the relevant cutoff date.</p>
Trust School	A school which is funded by the County Council, but run by its governing body, and has formed links with a charitable organisation (the Trust) formed by partners such as universities, businesses or voluntary organisations.
Voluntary aided school	A school set up and owned by a voluntary body, usually a church body, but largely financed by the County Council.
Voluntary controlled school	A school owned and funded by the County Council but with links to the voluntary body that originally set it up.

Useful contact information

Cambridgeshire Admissions Team

Postal address: School Admissions – ALC2605, PO Box 761 Huntingdon PE29 9QR

Email: admissions@cambridgeshire.gov.uk

Website: <http://www.cambridgeshire.gov.uk/admissions>

Tel: 0345 045 1370

Children In Care (CiC)

Postal address: Scott House, 5 George Street, Huntingdon PE29 3AD

Email: virtualschool@cambridgeshire.gov.uk

Website: <https://www.cambridgeshire.gov.uk/residents/children-and-families/children-s-social-care/looked-after-children/>

Tel: 01223 699883

Education Welfare Benefits Service

Postal address: ALC2606, New Shire Hall, Emery Crescent, Enterprise Campus, Alconbury Weald, PE28 4YE

Email: ewb.fsm@cambridgeshire.gov.uk Tel: 01223 703200

Website: <https://www.cambridgeshire.gov.uk/residents/children-and-families/schools-learning/help-with-school-learning-costs/free-school-meals>

Special Education Needs

Statutory Assessment and Resources (S.A.T) Team

Postal address: Box SCO2209, Scott House, Huntingdon, PE29 3AD

Email: SAT@cambridgeshire.gov.uk Phone: 01480 372600

Where can I get further information?

The Admissions Team is available to provide parents with factual information regarding the school admission and school admission appeals process. Their role is not, however, to advise parents on their applications or with the preparation / content of appeal cases.

From September 2014, all local authorities must publish a local offer. The local offer brings together information from education, health and social care about the provision that it is available for children and young people aged 0 - 25 with special educational needs and disabilities (SEND) and their families.

Cambridgeshire's local offer is available on www.cambridgeshire.gov.uk/send

Mainstream schools and academies must also publish information about SEND in their school and an annual information report outlining how they support children with SEND.

This information will be published on individual school websites.

Advisory Centre for Education

Tel: 0300 0115 142 Website: www.ace-ed.org.uk

Further independent information and advice is also available from the **Advisory Centre for Education (ACE)**. ACE is a national charity that provides advice and information to parents and carers on a wide range of school-based issues including exclusion, admissions, special education needs, bullying and attendance.

Neighbouring Local Authorities

Bedford Borough Council

School Admissions Service, Borough Hall, Cauldwell Street, Bedford, MK42 9AP
Telephone: 01234 718120, Email: admissions@bedford.gov.uk, Website: www.bedford.gov.uk

Central Bedfordshire

School Admissions Service, Central Bedfordshire Council, Watling House, High Street North, Dunstable, LU6 1LF Telephone: 0300 300 8037
Email admissions@centralbedfordshire.gov.uk
Website www.centralbedfordshire.gov.uk/admissions

Essex County Council

School Admissions, PO Box 4261, Chelmsford, CM1 1GS Telephone: 0845 603 2200
Email: admissions@essex.gov.uk Website: www.essex.gov.uk/admissions

Hertfordshire County Council

Admissions and Transport Team, Hertfordshire County Council, County Hall CHR102, Peggs Lane, Hertford, SG13 8DF Telephone: 0300 123 4043,
Email: hertsdirect@hertscc.gov.uk Website: www.hertsdirect.org

Lincolnshire County Council

County Offices, Newland, Lincoln LN11YQ Telephone: 01522 782030
Email: schooladmissions@lincolnshire.gov.uk Website: www.lincolnshire.gov.uk/schooladmissions

Norfolk County Council

School Admissions, 8th Floor, County Hall, Martineau Lane, Norwich, NR1 2DL.
Tel: 0344 800 8020, Email: admissions@norfolk.gov.uk Website: www.norfolk.gov.uk

North Northamptonshire Council

School Admissions, Tithe Barn Office Block, Tithe Barn Road, Wellingborough, NN8 1BN.
Tel: 0300 1263000, Email: admissions.ncc@northnorthants.gov.uk Website: www.northnorthants.gov.uk

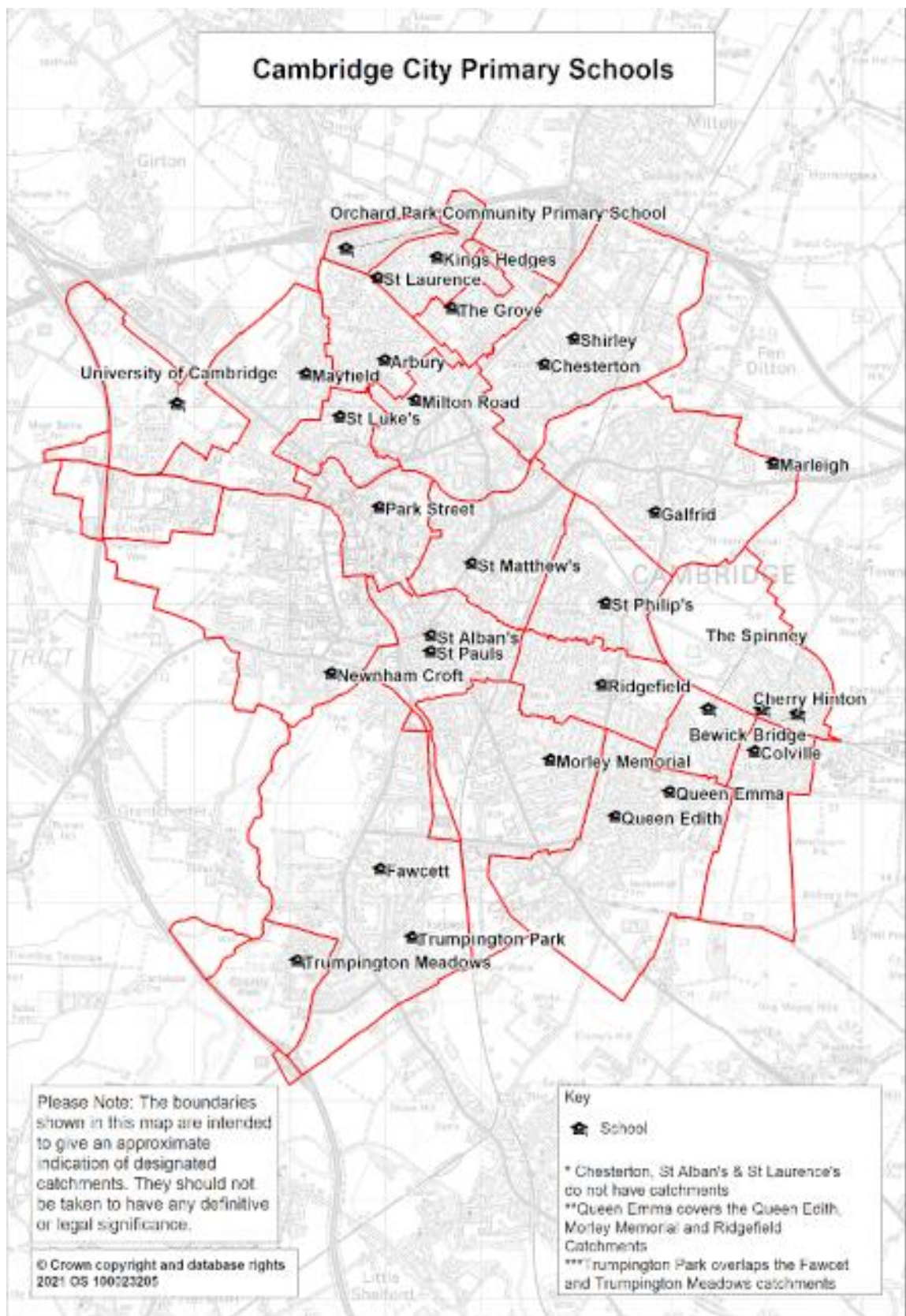
Peterborough City Council

Admissions Team, Sand Martin House, Bittern Way, Fletton Quays, Peterborough, PE2 8TY
Telephone: 01733 864007,
Email: admissions@peterborough.gov.uk Website: www.peterborough.gov.uk

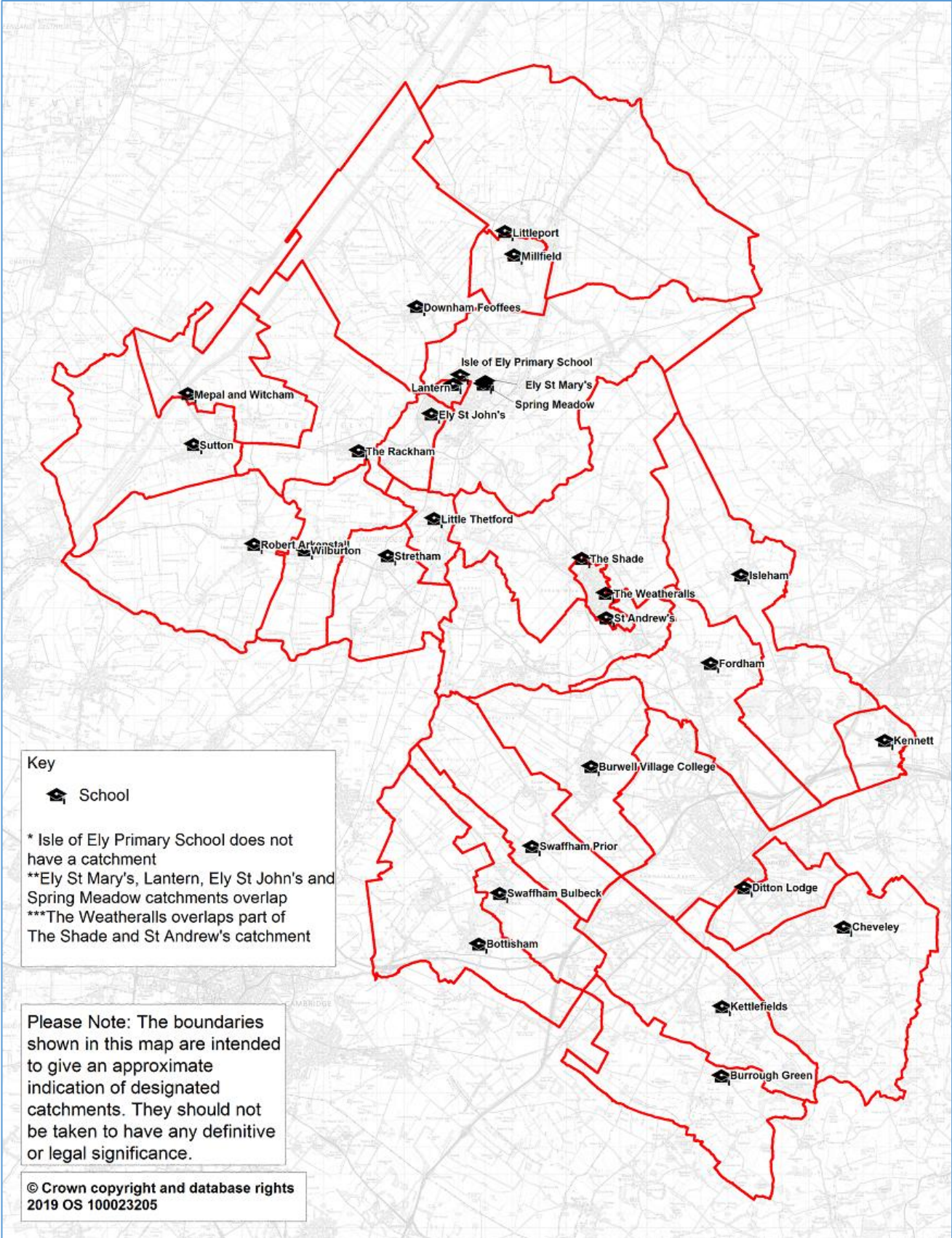
Suffolk County Council

School Admissions Team, Health, Wellbeing and Children's Services, Suffolk County Council, Endeavour House, 8 Russell Road, Ipswich, IP1 2BX Tel 0345 600 0981
Email: admissions@suffolk.gov.uk Website: www.suffolk.gov.uk/admissionstoschools

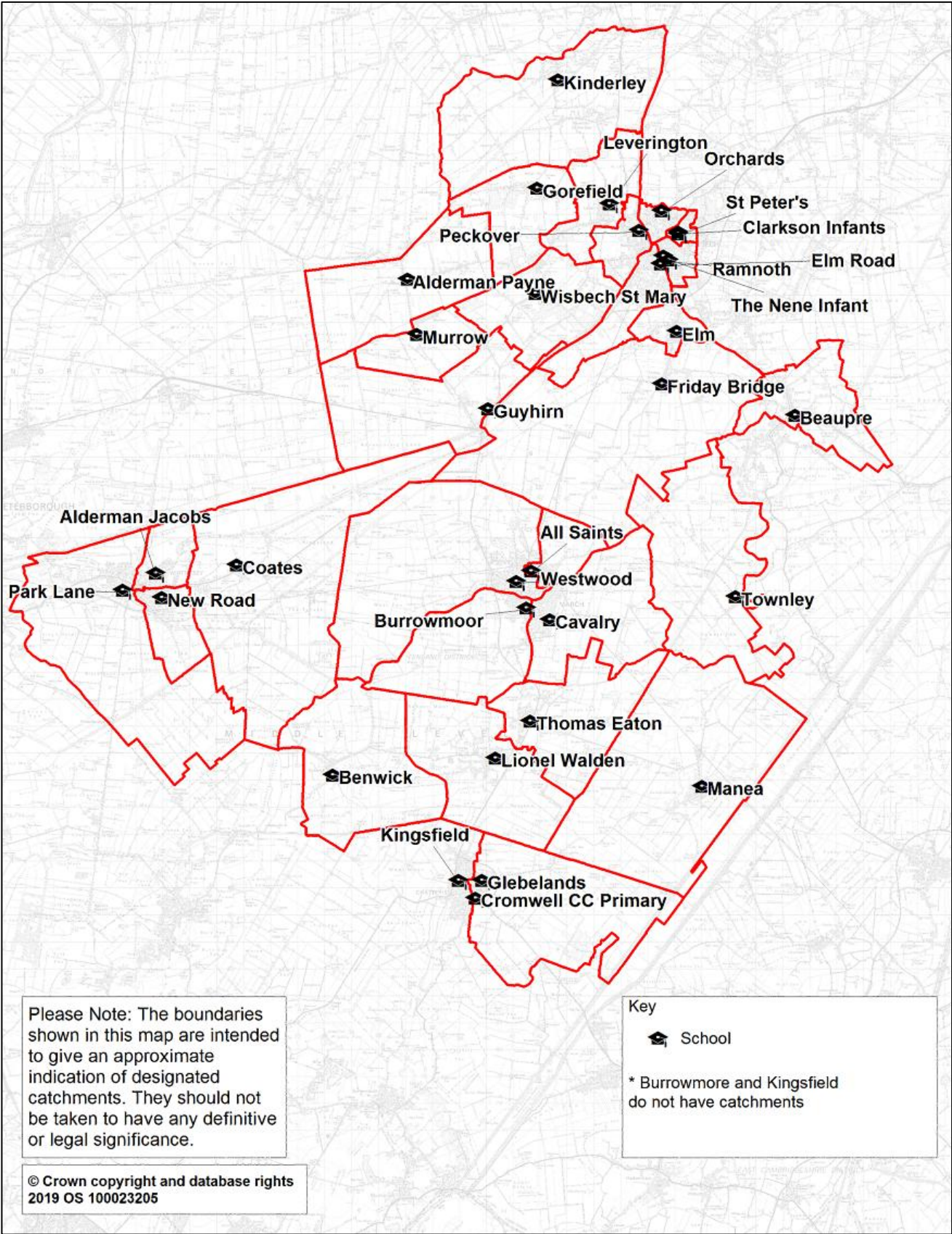
SCHOOL LOCATION MAPS - Cambridge City Primary Schools



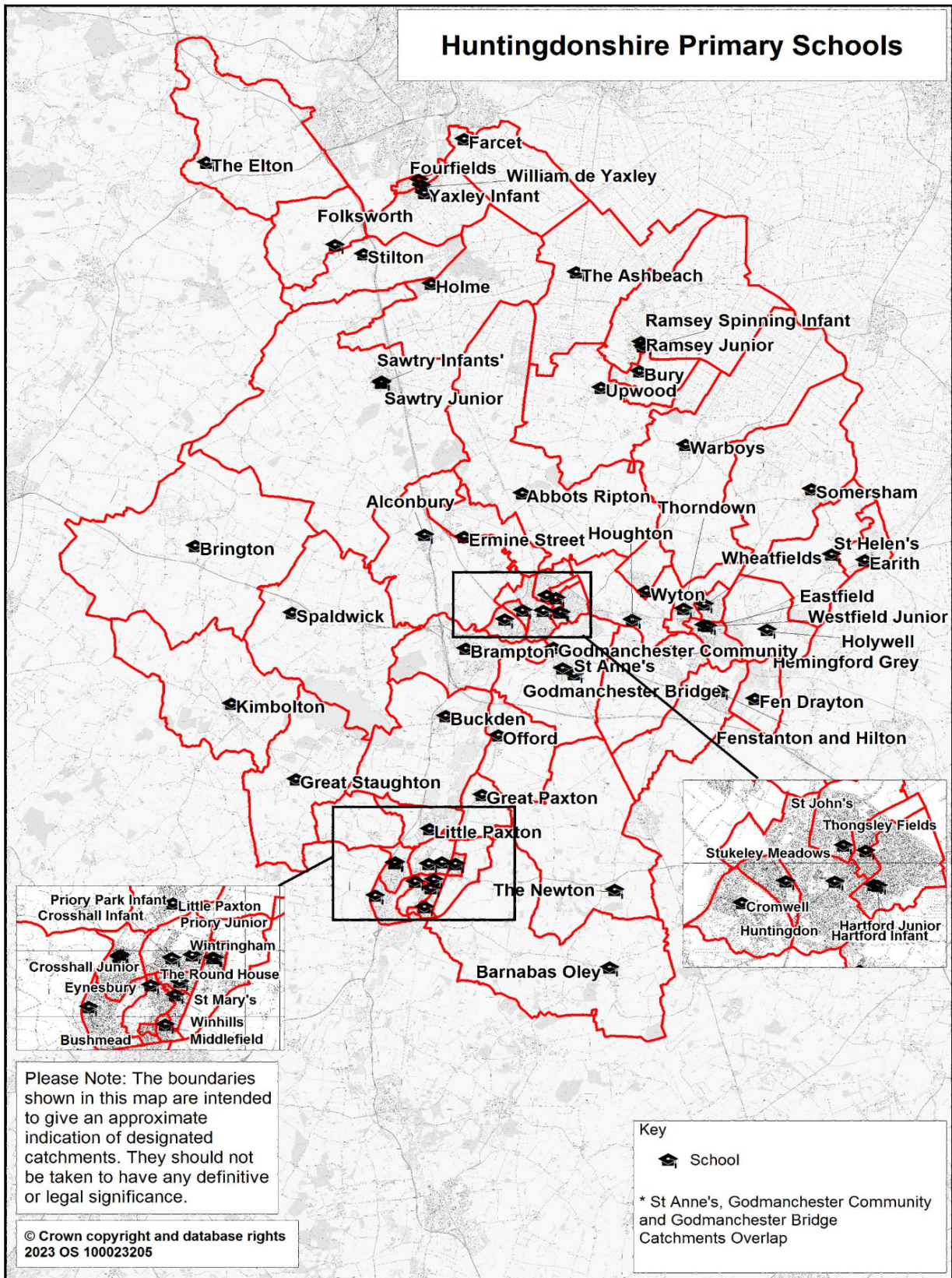
SCHOOL LOCATION MAPS - East Cambridgeshire Primary Schools



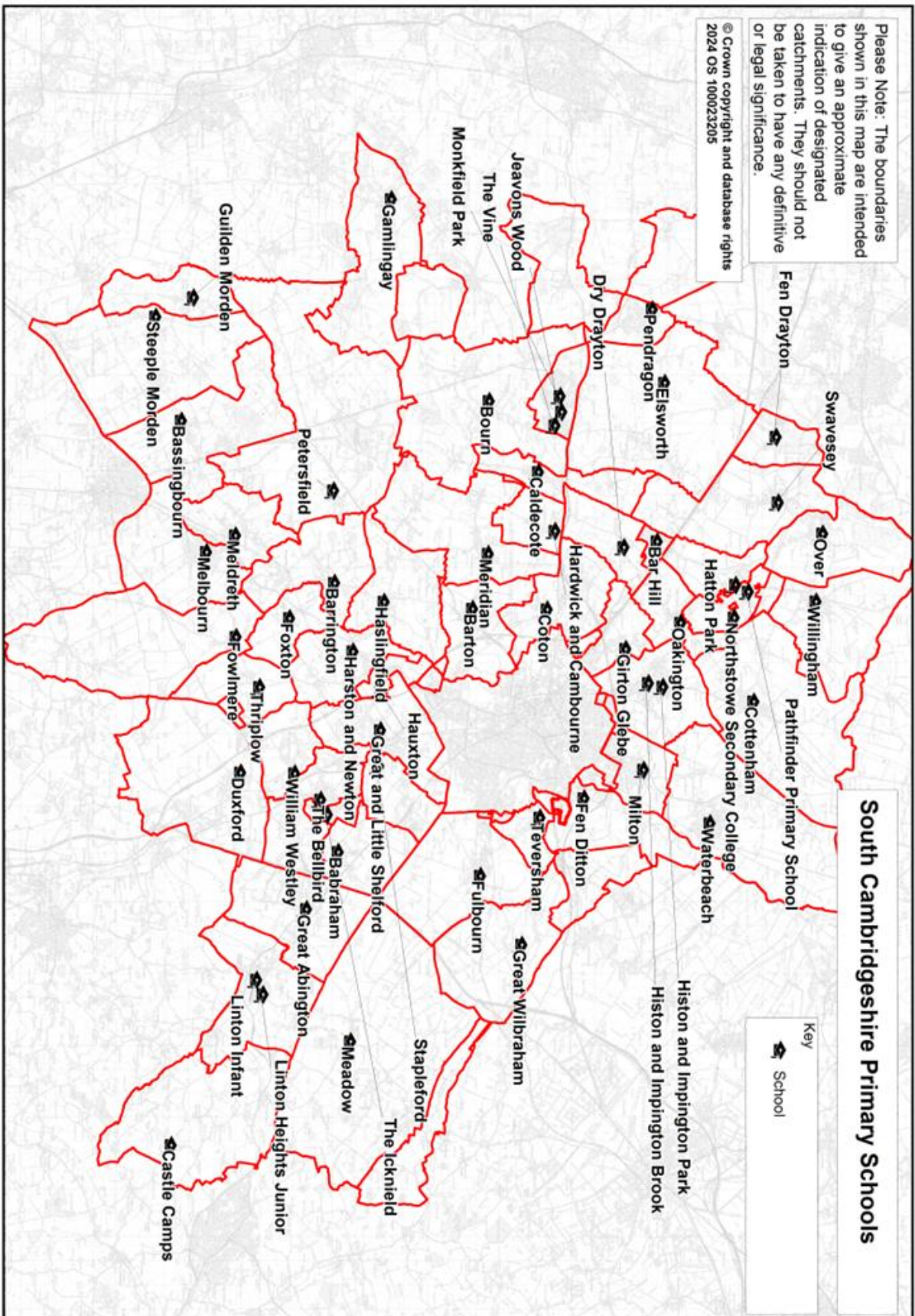
SCHOOL LOCATION MAPS - Fenland Primary Schools



SCHOOL LOCATION MAPS - Huntingdonshire Primary Schools



SCHOOL LOCATION MAPS- South Cambridgeshire Primary Schools



Oversubscription Criteria for Community and Voluntary Controlled schools

Children who have an Education Health and Care Plan (EHCP) that names the school will be admitted. NB. Those children with an EHCP that does not name the school will be referred to the Statutory Assessment Team (SAT) to determine an appropriate place.

1. Children in Care (CIC) and Children who were previously in care (CIC) but ceased to be so by reason of adoption, a residence order (now known as a child arrangement order) or special guardianship order and Children who appear to have been in state care outside of England and ceases to be in state care as a result of being adopted.
2. Children living in the catchment area with a sibling at the school (or partner infant/junior school) at the time of admission;
3. Children living in the catchment area;
4. Children living outside the catchment area who have a sibling at the school (or partner infant/junior school) at the time of admission;
5. Children of members of staff, providing that they have been employed for a minimum of two years and / or are recruited to fill a vacant post for which there is a demonstrable skills shortage.
6. Children who live outside the catchment area, but nearest the school as measured by a straight line.

In cases of equal merit in each set of criteria, priority will go to children living nearest the school as measured by a straight line. Please refer to the Glossary of Terms on pages 18 - 19 for further information under section Distance Between Home and School.

Schools within Cambridgeshire listed Alphabetically

Abbots Ripton C of E Primary School

Telephone: **01487 773318**

Wennington Road, Abbots Ripton, Huntingdon, PE28 2LT

School code: 3373

Age range: 4 to 11

PAN for 2026: 17

School type: Voluntary Aided

Catchment Area: Wennington, Kings Ripton, Broughton, Abbots Ripton, Wood Walton

Oversubscription Criteria:

Children who have a Statement of Special Educational Need (SEN) / Education Health and Care Plan (EHCP) that names the school will be admitted. NB. Those children with a statement of SEN / EHCP that does not name the school will be referred to the Statutory Assessment Team (SAT) to determine an appropriate place.

1. Children in State Care, also Looked After Children (LAC), and children who were previously looked after (PLAC) but ceased to be so by reason of adoption, a care arrangement order or special guardianship order.
2. Children who appear to the Admission Authority to have been in state care (i.e. in the care of or accommodated by a public authority, religious organisation or any other provider whose sole/main purpose is to benefit society) outside of England but ceased to be so as a result of being adopted only.
3. Children living in the school's catchment area with a sibling (children living in the same home) at the school at the time of admission.

4. Children living in the catchment area who are applying on religious grounds (and whose application is supported by a completed Supplementary Information Form which is available on [our school website](#)). The parents/guardians must be members of the church who practice in accordance with its normal discipline and normally at least monthly over a period of two years.

Within this criterion, priority will be given to applications in the following order:

- a. Applications from regular worshippers (as defined above) of those parish churches directly linked to the school:

St Andrews - Abbots Ripton with Wood Walton;
St Peters - Kings Ripton;
Church of All Saints – Broughton.

- b. Applications from regular worshippers (as defined above) of any other Christian Church within the catchment.

5. Children living in the catchment area.
6. Children living outside the catchment area with a sibling (children living in the same home) at the school at the time of admission.
7. Children living outside the catchment area who are applying on religious grounds (and whose application is supported by a completed Supplementary Information Form which is available on [our school website](#)). The parents/guardians must be members of the church who practice in accordance with its normal discipline and normally at least monthly over a period of two years.

Within this criterion, priority will be given to applications in the following order:

- a. Applications from regular worshippers (as defined above) of those parish churches directly linked to the school:

St Andrews - Abbots Ripton with Wood Walton;
St Peters - Kings Ripton;
Church of All Saints – Broughton.

- b. Applications from regular worshippers (as defined above) of any other Christian Church.

8. Children living outside the catchment area.

In the event that during the period specified for attendance at worship the church or, in relation to those of other faiths, relevant place of worship has been closed for public worship and has not provided alternative premises for that worship, the requirements of these admissions arrangements in relation to attendance will only apply to the period when the church or in relation to those of other faiths, relevant place of worship or alternative premises have been available for public worship”.

We will use shortest distance from the school to the home address in the event of a tie-break.

Please refer to the Glossary of Terms on pages 18 - 19 for further information under section Distance Between Home and School.

Alconbury C of E Primary School

Telephone: 01480 890341

School Lane, Alconbury, Huntingdon, PE28 4EQ

School code: 3061

Age range: 4 to 11

PAN for 2026: 30

School type: Voluntary controlled

Catchment Area: Alconbury and Alconbury Weston. The villages of Great and Little Stukeley. Upton near Alconbury.

Alderman Jacobs School

Telephone: 01733 202403

Drybread Road, Whittlesey, PE7 1XJ

School code: 2087

Age range: 3 to 11

PAN for 2026: 90

School type: Academy

Catchment Area: Alderman Jacobs Primary School serves the catchment area of Whittlesey: Kings Dyke, as far west as Horsey Toll, Pondersbridge as far south and including Oilmills Road, Whittlesey town and the area of the parish as far east and including 311 Eastrea Road and Lattersley Hill Farm but also welcomes applicants from a wider area if spaces are available.

Oversubscription Criteria:

Children who have a statement of special educational needs, or education, health and care plan that names the school. (Those children with a statement of special educational needs that does not name the school will be referred to Student Assessment to determine an appropriate place)

1. Children in Care (CIC) and children who were in care (CIC) but ceased to be so by reason of adoption, a residence, or care arrangements order or special guardianship order)
2. Children with a serious or life-threatening medical condition; or children where there are sensitive and/or serious individual and /or family circumstances; which in any case makes attendance at this school essential
3. Children of staff employed by the Academy Trust of Alderman Jacobs School, subject to the conditions in note 2.
4. Children who reside in the Whittlesey catchment area and who have a sibling attending the school at the time of admission.
5. Children who reside in the Whittlesey catchment area but do not have a sibling attending the school at the time of admission.
6. Children who reside outside the Whittlesey catchment area with a sibling already attending Alderman Jacobs School.
7. Children who reside outside the Whittlesey catchment area but do not have a sibling attending the school at the time of admission.

In cases of equal merit in each set of criteria, priority will go to children living nearest the school as measured by a straight line. Please refer to the Glossary of Terms on pages 18 - 19 for further information under section Distance Between Home and School.

Note 1.

1. If an application is made on medical or other grounds as specified in criterion 2 of the admissions policy:

- If, at the time of application, a child has a serious or life-threatening medical condition which the parent considers makes attendance at this school essential, this must be stated on the application form and will only be considered if substantive medical evidence is attached. Please note: a letter from a GP will not normally be deemed as sufficient medical evidence. The Directors reserve the right to consult with their own or Local Authority medical advisors.
- If there are sensitive and/or serious individual and/or family circumstances which the parent considers makes attendance at this school essential, these must be stated on the application form.

Substantive evidence will need to be provided at the time of application, such as a report from a support service.

Note 2

There are two possible conditions.

- The member of staff must have been employed on a continuous basis at the school for two or more years. For normal round admissions the date that will be used to assess the length of time that a member of staff has been employed will be the closing date for applications.
- A member of staff is recruited to fill a vacant post for which, in the opinion of the Directors, there is a demonstrable skill shortage. Applicants who wish to apply for a place under this criterion must complete a Supplementary Information Form relating to this criterion, obtainable from the Admissions Officer.

Alderman Payne Primary School

Telephone: **01945 700275**

Main Road, Parson Drove, Wisbech, PE13 4JA

School code: 2083

Age range: 4 to 11

PAN for 2026: 15

School type: Community

Catchment Area: Parson Drove village and surrounding area bounded by the Fenland District boundary (Gold Dyke) in the west; the Lincolnshire border up to and including Marshall Bank in the north; Sealey Lane and Highfield Corner in the east; and the parish boundary including Silvers Lane north of the crossroads in the south.

Oversubscription Criteria: Please see page 27.

All Saints Inter Church (RC/CofE) Primary School

Telephone: **01354 659000**

County Road, March, PE15 8ND

School code: 3383

Age range: 4 to 11

PAN for 2026: 30

School type: Academy

Catchment Area: The area of March bounded by the north side of Creek Rd to its junction with St. John's Rd, north side of St. John's Rd, east side of Station Rd, north side of County Rd, east side of Robin Goodfellow's Lane to Lime Grove to Norwood Rd from the rail crossing to Elm Rd, east side of Elm Rd.

NB: A Supplementary Information Form must be completed for all those wishing to apply under the school's religious criteria

Oversubscription Criteria:

Children who have a Statement of Special Educational Need (SEN) / Education Health and Care Plan (EHCP) that names the school will be admitted. NB. Those children with a statement of SEN / EHCP that does not name the school will be referred to the Statutory Assessment Team (SAT) to determine an appropriate place.

A maximum of 15 of the 30 places will be allocated in order of priority under categories 1-6 and the remainder in order of priority under categories 7-10.

Priority in all categories will be given to

- (i) Children in care (CIC) and children who were in care (CIC) but ceased to be so by reason of adoption, resident order or special guardianship order;

- (ii) children with a sibling* attending the school at the time of admission (the highest number of siblings will take priority).

A sibling is a brother, sister, stepbrother, stepsister, adopted or foster child living in the same household. In a tie-break situation, the highest number of siblings at All Saints will determine priority.

In church criteria 1 and 2, priority in a tie-break will go first to:

- Parent(s)/guardian(s) attending church weekly
- Child attending church weekly
- Parent(s)/guardian(s) attending church monthly
- Child attending church monthly
- Grandparents attending church weekly (this category can only be used if parents do not attend)
- Irregular attenders, e.g. Easter and Christmas.
-

CHURCH CRITERIA (maximum 15 places) - see notes A & B

1. Baptised children of practicing as members of the CofE/RC Church with a sibling in the school;
2. Baptised children of practicing members of the CofE/RC Church;
3. Children of practicing members of Christian denominations whose Church is a member of Churches Together in England (list available on application) with a sibling in the school;
4. Children of practicing members of Christian denominations whose Church is a member of Churches Together in England (list available on application).
5. Children whose parents are practicing as members of other faiths, who wish their children to participate in the ethos and practices of our school with a sibling in the school;
6. Children whose parents are practicing as members of other faiths, who wish their children to participate in the ethos and practices of our school.

CATCHMENT CRITERIA (minimum 15 places) - see note C

The remainder of available places will be allocated as follows:

7. Children living within the catchment area with a sibling in the school;
8. Children outside the catchment area with a sibling in the school;
9. Children living within the catchment area;
10. Children outside the catchment area.

If applying for admission for a child who has a sibling attending the school, you should be aware that for admission in criteria 1 to 6, current church/faith attendance is necessary.

In criteria 7, 8, 9 10, priority in a tie-break will go to children living nearest the school by the shortest straight-line distance. **Please refer to the Glossary of Terms on pages 18 - 19 for further information under section Distance Between Home and School.**

Note A:

A confidential reference from the priest, minister or leader of the religious community to confirm frequency of attendance, will be required for consideration under church criteria 1-4. Where relevant, the child's baptism certificate should accompany the application.

Note B:

Practicing membership under church criteria 1-4 will be determined by frequency of attendance by the person(s), confirmed by a letter from the priest/minister or leader, as defined in the tie-break, firstly weekly, secondly monthly and thirdly for major religious festivals, such as Easter and Christmas. For criteria 5 and 6, such practice must be in accordance with the usual discipline of that faith.

Note C:

The school may lawfully withdraw an offer of a place where a fraudulent or intentionally misleading claim of residency in the catchment area is made and effectively denies a place to a child with a stronger claim.

Where a child lives with parents with shared responsibility, each for part of the week, the home address for admission purposes is where the child lives mostly from Monday to Friday.

Arbury Primary School

Telephone: 01223 359568
Address: Carlton Way, Cambridge, CB4 2DE
School code: 2118
Age range: 4 to 11
PAN for 2026: 60
School type: community

Catchment area: For information about your catchment school please visit www.cambridgeshire.gov.uk/admissions and check on My Cambridgeshire using the 'My House' tab.

Oversubscription Criteria: Please see page 27

Ashbeach Primary School

Telephone: **01733 844262**
Ashbeach Drove, Ramsey St Mary's, Huntingdon, PE26 2TG
School code: 2217
Age range: 4 to 11
PAN for 2026: 20
School type: Community

Catchment Area: Ramsey Heights, the area south of the bridge at the junction of the B1095 and B1040 in Pondersbridge, Ramsey Mereside, the parish of Ramsey St Mary's and the B660, Holme Road, east of the Holme parish boundary.

Oversubscription Criteria: Please see page 27

Babraham C of E Primary School

Telephone **01223 832322**
High Street, Babraham, Cambridgeshire, CB22 3AG
School code: 3000
Age range: 4 to 11
PAN for 2026: 13
School type: Academy

Catchment Area: This school does not operate a catchment area

Oversubscription Criteria:

When the school is oversubscribed, after the admission of Children with an Education, Health and Care Plan (EHCP) where the Academy is named, priority for admission will be given to those children who meet the criteria set out below:

1. Looked after children¹ and previously looked after children² including those who appear (to the Admissions Authority) to have been in state care outside of England³ and ceased to be in state care as a result of being adopted⁴.
2. Sibling⁵: where the child has a sibling in the school or a sibling has already been offered a place at the school, and where the sibling will still be attending the school at the time of admission but not in a specialist unit or a specialist resource base for Hearing Impaired provision or in a nursery/pre-school. Priority will be given, where necessary, to applications where there is the smallest age gap.
3. Children of staff recruited to fill a vacant post at the school for which there is a demonstrable skill shortage. DEMAT is required to approve the Headteachers' designation of such posts and confirm the assessment that a member of staff appointed meets the requirements of the shortage. Priority will be limited to one place for each form of entry in any year.
4. All other applicants

In cases of equal merit in each set of criteria, priority will go to children living nearest the school as measured by a straight line. Please refer to the Glossary of Terms on pages 18 - 19 for further information under section Distance Between Home and School.

Barnabas Oley C of E Primary School

Telephone: 01767 677294

Little Lane, Middle Street, Great Gransden, Sandy, SG19 3AE

School code: 3067

Age range: 4 to 11

PAN for 2026: 21

School type: Voluntary controlled

Catchment Area: Abbotsley, Great Gransden, Little Gransden and Waresley

Oversubscription Criteria: Please see page 27

Bar Hill Primary School

Telephone: 01954 273305

Gladeside, Bar Hill, Cambridgeshire, CB23 8DY

School code: 2058

Age range: 4 to 11

PAN for 2026: 50

¹ A 'looked after child' is a child who is (a) in the care of a local authority, or (b) being provided with accommodation by a local authority in the exercise of their social services functions (see the definition in Section 22(1) of the Children Act 1989) at the time of making an application to a school.

² Children who were looked after, but ceased to be so because they were adopted or became subject to a child arrangements order or special guardianship order, immediately following having been looked after,

³ A child is regarded as having been in state care outside of England if they were in the care of or were accommodated by a public authority, a religious organisation, or any other provider of care whose sole or main purpose is to benefit society.

⁴ This includes children who were adopted under the Adoption Act 1976 (see Section 12 adoption orders) and children who were adopted under the Adoption and Children Act 2002 (see Section 46 adoption orders).

⁵ The term 'sibling' includes natural, half, step, and adopted brothers and sisters; a child of the partner of the parent; and children who are fostered into the family. In all these cases, the child and their sibling will both be living at the same address (that is where the child is ordinarily resident) in a single-family unit. This means that children in other family units, living together at the same address, are not considered siblings under this criterion.

School type: Academy

Catchment Area: Bar Hill

Oversubscription Criteria:

Children who have a Statement of Special Educational Need (SEN) / Education Health and Care Plan (EHCP) that names the school will be admitted. NB. Those children with a statement of SEN / EHCP that does not name the school will be referred to the Statutory Assessment Team (SAT) to determine an appropriate place.

1. Children in Care (CIC) and children who were previously in care (CIC) but ceased to be so by reason of adoption, a residence order (now known as a child arrangement order) or special guardianship order;
2. Children who appear to have been in state care outside of England and ceases to be in state care as a result of being adopted
3. Children living in the catchment area with a sibling at the school at the time of admission;
4. Children living in the catchment area;
5. Children living outside the catchment area who have a sibling at the school at the time of admission;
6. Children living outside the catchment area who have applied and been unable to gain a place at their Cambridgeshire catchment area school because of oversubscription;
7. Children who live outside the catchment area, but nearest the school as measured by a straight line.

In cases of equal merit in each set of criteria, priority will go to children living nearest the school as measured by a straight line. Please refer to the Glossary of Terms on pages 18 - 19 for further information under section Distance Between Home and School.

Barrington C of E Primary School

Telephone: **01223 712273**

Haslingfield Road, Barrington, Cambridgeshire, CB22 7RG

School code: 3001

Age range: 4 to 11

PAN for 2026: 30

School type: Voluntary controlled

Catchment Area: Barrington and Shepreth

Oversubscription Criteria: Please see page 27

Barton C of E Primary School

Telephone: **01223 262474**

School Lane, Barton, Cambridgeshire, CB23 7BD

School code: 3301

Age range: 4 to 11

PAN for 2026: 17*

*This is not the same as the 2025-6 PAN.

School type: Voluntary aided

Catchment Area: Barton School serves the villages of Barton and Grantchester. Provided there are places, the school is pleased to take any children whose parents choose to send them to Barton, irrespective of where they live. The school particularly welcomes parents who wish to send their children to a Church school.

Oversubscription Criteria:

Children who have a Statement of Special Educational Need (SEN) / Education Health and Care Plan (EHCP) that names the school will be admitted. NB. Those children with a statement of SEN / EHCP that does not name the school will be referred to the Statutory Assessment Team (SAT) to determine an appropriate place.

Where applications exceed the PAN, places will be allocated in order to:

1. Looked after children and all previously looked after children, including those children who appear (to the governing body) to have been in state care outside of England and ceased to be in state care as a result of being adopted. Previously looked after children are children who were looked after but ceased to be so because they were adopted (or became subject to a child arrangements order or special guardianship order);
2. Children whose main residence is within the primary school catchment area of the county parishes of Barton and Grantchester, the boundaries of which can be viewed on the LA's website at my.cambridgeshire.gov.uk
3. Children who have a sibling at the school at the date of admission;
4. Children whose main residence is outside the school catchment area but whose families attend public worship at St Peter's Church, Barton or the Church of St Andrew and St Mary, Grantchester at least monthly for a period of 12 months prior to the admissions deadline date (for Reception year admissions at the start of the school year in September) or prior to the date of application (for any other admissions);
5. Children whose main residence is outside the school catchment area but whose families attend public worship at any other Christian church at least monthly for a period of 12 months prior to the admissions deadline date (for Reception year admissions at the start of the school year in September) or prior to the date of application (for any other admissions);
6. Children of staff where the member of staff has been employed at the school for two or more years at the time at which the application for admission to the school is made;
7. Any other children living outside of the school catchment area, who have applied for a place at Barton CE (VA) Primary School.

Those applicants wishing to meet oversubscription criteria 4 or 5 should also complete a Supplementary Information Form which is available from the school office.

In cases of equal merit, priority will go to the children living nearest the school according to the shortest straight-line distance from the front door of the child's main residence to the main school entrance. Distance is calculated by measuring a straight line from the reference point of the home, as determined by OS AddressBase Premium™, to the reference point of the school. In the event of (a) two or more children living at the same address point or (b) two addresses measuring the same distance from the school, the ultimate tiebreaker will be random selection, witnessed by a LA officer who is independent of the Admissions Team. Please refer to the Glossary of Terms on pages 18 - 19 for further information under section Distance Between Home and School.

Bassingbourn Primary School

Telephone: **01763 242460**

Brook Road, Bassingbourn Cum Kneesworth, SG8 5NP

School code: 2002

Age range: 4 to 11

PAN for 2026: 60

School type: Community

Catchment Area: Bassingbourn, Shingay-cum-Wendy, Kneesworth

Oversubscription Criteria: Please see page 27

Beaupre Community Primary School

Telephone: 01945 772439

Church Drove, Outwell, Wisbech, PE14 8RH

School code: 2082

Age range: 4 to 11

PAN for 2026: 30

School type: Community

Catchment Area: Outwell

Oversubscription Criteria: Please see page 27.

The Bellbird Primary School

Telephone: 01223 833216

Link Road, Sawston, Cambridgeshire, CB22 3GB

School code: 3943

Age range: 4 to 11

PAN for 2026: 60

School type: Community

Catchment Area: Sawston – west of a line extending to the northern boundary and passing through the water tower (Babraham Road) to Church Lane, and to the south to include High Street London Road developments and Pampisford.

Oversubscription Criteria: Please see page 27

Benwick Primary School

Telephone: 01354 677266

High Street, Benwick, March PE15 0XA

School code: 2060

Age range: 4 to 11

PAN for 2026: 20

School type: Community

Catchment Area: Benwick Village and surrounding area including Floods Ferry south of Floods Drain, Parson Land Drove, New World Drove and Dykemoor Drove

Oversubscription Criteria: Please see page 27.

Bewick Bridge Primary School

Telephone: 01223 508772

Fulbourn Old Drift, Cherry Hinton, Cambridge, CB1 9ND

School code: 2312

Age range: 3 to 11

PAN for 2026: 30

School type: community

Catchment area: For information about your catchment school please visit www.cambridgeshire.gov.uk/admissions and check on My Cambridgeshire using the 'My House' tab.

Oversubscription Criteria: Please see page 27

Bottisham Primary School

Telephone: 01223 811235

Beechwood Avenue, Bottisham, Cambridgeshire, CB25 9BE

School code: 2200

Age range: 3 to 11

PAN for 2026: 45

School type: Academy

Catchment Area: Bottisham, Lode and Stow-cum-Quy

Oversubscription Criteria:

Any child with an Education, Health and Care Plan (EHCP) naming the school will be admitted regardless of numbers.

1. Children In Care, sometimes known as Looked After Children, and previously Looked After Children.
2. Siblings of pupils already attending the school at the time of admission.
3. Children of *staff**
4. All other children, ranked according to the distance between their home and the school

*Staff whose children can be admitted under criterion 3, means any person who is employed by the Trust to work at *this school* in whatever capacity, teaching or non-teaching.

In cases of equal merit in each set of criteria, priority will go to children living nearest the school as measured by a straight line. Please refer to the Glossary of Terms on pages 18 - 19 for further information under section Distance Between Home and School.

Bourn C of E Primary Academy

Telephone: 01954 719282

Riddy Lane, Bourn, Cambridgeshire, CB23 2SP

School code: 3002

Age range: 4 to 11

PAN for 2026: 28

School type: Academy

Catchment Area: Bourn, Caxton, Kingston and Longstowe

Oversubscription Criteria:

Children who have a Statement of Special Educational Need (SEN) / Education Health and Care Plan (EHCP) that names the school will be admitted. NB. Those children with a statement of SEN / EHCP that does not name the school will be referred to the Statutory Assessment Team (SAT) to determine an appropriate place.

1. Children in Care, also known as Looked after Children (LAC), and children who were looked after but ceased to be so by reason of adoption, a resident order or special guardianship order; children who appear to the Admission Authority to have been in state care (i.e. in the care of or accommodated by a public authority, religious organization or any other provider whose sole/main purpose is to benefit society) outside of England but ceases to be so as a result of being adopted only.
2. Children living in the School's catchment area with a sibling (child living in the same home) at the School at the time of admission.

3. Children living outside the catchment area with a sibling (child living in the same home) at the School at the time of admission.
4. Children living in the catchment area.
5. Children of staff where the member of staff has been employed at the school for two or more years at the time at which the application for admission to the school is made.
6. Other children whose parents have expressed a wish for their child to attend Bourn Primary.

In cases of equal merit in each set of criteria, priority will go to children living nearest the school as measured by a straight line. Please refer to the Glossary of Terms on pages 18 - 19 for further information under section Distance Between Home and School.

Brampton Village Primary School

Telephone: 01480 375063

The Green, Brampton, Huntingdon, PE28 4RF

School code: 3942

Age range: 4 to 11

PAN for 2026: 90

School type: Community

Catchment Area: Brampton

Oversubscription Criteria: Please see page 27

Brington C of E Primary School

Telephone: 01832 710383

Church Lane, Brington, Huntingdon, PE28 5AE

School code: 3081

Age range: 4 to 11

PAN for 2026: 17

School type: Voluntary controlled

Catchment Area: Catworth, Keyston, Bythorn, Molesworth, Old Weston, Leighton Bromswold and Brington

Oversubscription Criteria: Please see page 27

Buckden C of E Primary School

Telephone: 01480 810241

School Lane, Buckden, Huntingdon, PE19 5TT

School code: 3063

Age range: 4 to 11

PAN for 2026: 50

School type: Academy

Catchment Area: Buckden, Diddington, Stirtloe and Southoe.

Oversubscription Criteria:

Children who have a Statement of Special Educational Need (SEN) / Education Health and Care Plan (EHCP) that names the school will be admitted. NB. Those children with a statement of SEN / EHCP that does not name the school will be referred to the Statutory Assessment Team (SAT) to determine an appropriate place.

1. Children in Care (CIC) and children who were previously in care (CIC) but ceased to be so by reason of adoption, a residence order (now known as a child arrangement order) or special guardianship order.
2. Children living in the catchment area with a sibling at the school at the time of admission.
3. Children living in the catchment area.
4. Children living outside the catchment area who have a sibling at the school at the time of admission.
5. Children living outside the catchment area who have applied and been unable to gain a place at their Cambridgeshire catchment area school because of oversubscription.
6. Children who live outside the catchment area, but nearest the school as measured by a straight line.

In cases of equal merit in each set of criteria, priority will go to children living nearest the school as measured by a straight line. Please refer to the Glossary of Terms on pages 18 - 19 for further information under section Distance Between Home and School.

Bury C of E Primary School

Telephone: **01487 813784**

Owls End, Bury, Huntingdon, PE26 2NJ

School code: 3367

Age range: 4 to 11

PAN for 2026: 30

School type: Academy

Catchment Area: This school does not operate a catchment area

Oversubscription Criteria: When the school is oversubscribed, after the admission of Children with an Education, Health and Care Plan (EHCP) where the Academy is named, priority for admission will be given to those children who meet the criteria set out below:

1. Looked after children⁶ and previously looked after children⁷ including those who appear (to the Admissions Authority) to have been in state care outside of England⁸ and ceased to be in state care as a result of being adopted⁹.
2. Sibling¹⁰: where the child has a sibling in the school or a sibling has already been offered a place at the school, and where the sibling will still be attending the school at the time of admission but not in a specialist unit or a specialist resource base for Hearing Impaired provision or in a nursery/pre-school. Priority will be given, where necessary, to applications where there is the smallest age gap.
3. Children of staff recruited to fill a vacant post at the school for which there is a demonstrable skill shortage. DEMAT is required to approve the Headteachers' designation of such posts and confirm the

⁶ A 'looked after child' is a child who is (a) in the care of a local authority, or (b) being provided with accommodation by a local authority in the exercise of their social services functions (see the definition in Section 22(1) of the Children Act 1989) at the time of making an application to a school.

⁷ Children who were looked after, but ceased to be so because they were adopted or became subject to a child arrangements order or special guardianship order, immediately following having been looked after,

⁸ A child is regarded as having been in state care outside of England if they were in the care of or were accommodated by a public authority, a religious organisation, or any other provider of care whose sole or main purpose is to benefit society.

⁹ This includes children who were adopted under the Adoption Act 1976 (see Section 12 adoption orders) and children who were adopted under the Adoption and Children Act 2002 (see Section 46 adoption orders).

¹⁰ The term 'sibling' includes: natural, half, step, and adopted brothers and sisters; a child of the partner of the parent; and children who are fostered into the family. In all these cases, the child and their sibling will both be living at the same address (that is where the child is ordinarily resident) in a single family unit. This means that children in other family units, living together at the same address, are not considered siblings under this criterion.

assessment that a member of staff appointed meets the requirements of the shortage. Priority will be limited to one place for each form of entry in any year.

4. Parents or carers of children who are applying for a church place who specifically wish their children to be educated at a Church of England school¹¹. These places will be prioritised in the following order.

- Families linked to the parish church,
- Families linked to other Church of England churches,
- Families linked to other Christian churches.

Within these categories applicants will be prioritised as follows:

- Families at the heart of their church (attending monthly or more frequently over a period of one year directly preceding the admissions deadline date),
- Families known to their church (attending less frequently than monthly over a period of one year directly preceding the admissions deadline date)..

Parents applying on religious grounds must also submit a Supplementary Information Form

5. All other applicants

In cases where there are more applicants within a criterion than there are places available, a straightline distance measurement between the child's home and the school will be used to rank applications. **Please refer to the Glossary of Terms on pages 18 - 19 for further information under section Distance Between Home and School.**

Burrough Green C of E Primary School

Telephone: 01638 507236

Bradley Road, Burrough Green, CB8 9NH

School code: 3004

Age range: 4 to 11

PAN for 2026: 15

School type: Academy

Catchment Area: Burrough Green, Brinkley, Carlton and Westley Waterless.

Oversubscription Criteria:

Children who have a Statement of Special Educational Need (SEN) / Education Health and Care Plan (EHCP) that names the school will be admitted. NB. Those children with a statement of SEN / EHCP that does not name the school will be referred to the Statutory Assessment Team (SAT) to determine an appropriate place.

1. Children in Care (CIC) and Children who were previously in care (CIC) but ceased to be so by reason of adoption, a residence order (now known as a child arrangement order) or special guardianship order ;
2. Children who appear to have been in state care outside of England and ceases to be in state care as a result of being adopted.

¹¹ In the event that during the period specified for attendance at worship the church has been closed for public worship and has not provided alternative premises for that worship, the requirements of these admissions arrangements in relation to attendance will only apply to the period when the church or alternative premises have been available for public worship.'

3. Children living in the catchment area with a sibling at the school (or partner infant/junior school) at the time of admission;
4. Children living in the catchment area;
5. Children living outside the catchment area who have a sibling at the school (or partner infant/junior school) at the time of admission;
6. Children of members of staff, providing that they have been employed for a minimum of two years and/or are recruited to fill a vacant post for which there is a demonstrable skills shortage.
7. Children who live outside the catchment area, but nearest the school as measured by a straight line.

In cases of equal merit in each set of criteria, priority will go to children living nearest the school as measured by a straight line. Please refer to the Glossary of Terms on pages 18 - 19 for further information under section Distance Between Home and School.

Burrowmoor Primary School

Telephone: **01354 652330**

Burrowmoor Road, March PE15 9RP

School code: 2101

Age range: 2 to 11

PAN for 2026: 60

School type: Academy

Catchment Area: This school does not have a geographical catchment area.

Oversubscription Criteria:

Children who have a statement of special educational needs or an Education, Health and Care Plan (EHCP) that names Burrowmoor Primary School will be admitted. NB: Those children with a statement of special educational needs or EHCP that does not name the school will be referred to the LA SEN Team to determine an appropriate place.

Children who have a statement of special educational or an EHCP fall outside the ordinary admissions system and therefore do not feature within the oversubscription criteria

In the event of a year group being oversubscribed, and after the admission of pupils with a Statement of Special Educational Needs or an EHCP where the school is named, priority for admission will be given to those children who meet the criteria set out below, in order:-

1. Children in Care (CIC) and Children who were previously in care (CIC) but ceased to be so by reason of adoption, a residence order (now known as a child arrangement order) or special guardianship order.
2. Children living¹² in the catchment area with a sibling¹³ at the school at the time of admission.
3. Children living in the catchment area.
4. Children living outside the catchment area who have a sibling at the school at the time of admission.
5. Children living outside the catchment area who have applied and been unable to gain a place at their Cambridgeshire catchment area school because of oversubscription.
6. Children who live outside the catchment area.

*These are not the same criterion as for 2025-6

¹² Home Address - the place the child resides for the majority of school nights with an adult who has parental responsibility.

¹³ Sibling – Shares same biological parents, brother sister, half-brother/sister or legally adopted living at same address as child.

In cases of equal merit in each set of criteria, priority will go to children living nearest the school as measured by a straight line. Please refer to the Glossary of Terms on pages 18 - 19 for further information under section Distance Between Home and School.

Burwell Village College (Primary)

Telephone: **01638 613103**

The Causeway, Burwell, Cambridgeshire, CB25 0DU

School code: 2327

Age range: 4 to 11

PAN for 2026: 60

School type: Community

Catchment Area: Burwell

Oversubscription Criteria: Please see page 27.

Bushmead Primary School

Telephone: **01480 375375**

Bushmead Road, Eaton Socon, St Neots, PE19 8BT

School code: 2452

Age range: 4 to 11

PAN for 2026: 60

School type: Community

Catchment Area: Eaton Socon area bordered by the river to the east and the line formed by St Neots Road, The Great North Road and Duloe Brook to the north.

Oversubscription Criteria: Please see page 27

Caldecote Primary School

Telephone: **01954 210263**

Highfields Road, Highfields, Caldecote, Cambridgeshire, CB23 7NX

School code: 2004

Age range: 4 to 11

PAN for 2026: 30

School type: Community

Catchment Area: Caldecote (South Cambridgeshire) and Childerley

Oversubscription Criteria: Please see page 27

Castle Camps C of E Primary School

Telephone: **01799 584270**

Church Lane, Castle Camps, Cambridgeshire, CB21 4TH

School code: 3008

Age range: 3 to 11

PAN for 2026: 20

School type: Voluntary controlled

Catchment Area: Castle Camps, Shudy Camps, Camps End, Horseheath, Cardinals Green bounded to the south and east by county boundaries.

Oversubscription Criteria: Please see page 27

Cavalry Primary School

Telephone: 01354 652814

Cavalry Drive, March PE15 9EQ

School code: 2206

Age range: 4 to 11

PAN for 2026: 60

School type: Academy

Catchment Area: The area of March south of River Nene, east of B1101 including Coleseed Road, Rodhams Road, Bedlam Road and Hook Road but not including Hook.

Oversubscription Criteria:

When the Academy is oversubscribed, after the admission of Children with Statements of Special Educational Needs (SEN) / Education, Health and Care plan (EHCP) where the Academy is named, priority for admission will be given to those children who meet the criteria set out below:.

a) A 'looked after child' (as defined in the Children Act 1989) or a child who was previously looked after but immediately after being looked after became subject to an adoption, child arrangements, or special guardianship order including those who appear (to the admission authority) to have been in state care outside of England and ceased to be in state care as a result of being adopted.

b) Children for whom it is essential to be admitted to the Academy because of special circumstances to do with significant medical or social needs, which relate to the child or an immediate member of the child's family. Applications must be supported by medical evidence from a GP or hospital consultant, social worker or similar professional.

i i *The supporting evidence should set out the particular reason why the Academy is the most suitable and the difficulties that would be caused if the child had to attend another school. This evidence must be sent to the Academy by the application closing date, for the applicant to be considered under this criterion.*

c) Children who, on the date of admission, will have a sibling (i.e. a natural brother or sister, or a half brother or sister, or a legally adopted brother or sister or half-brother or sister, or step brother or sister) who will be living with them at the same address and on roll of the Academy. Children will be considered under this criterion if they have a sibling who attends the Academy and who will continue to be on roll when the child joins the Academy.

d) Children of staff, where the member of staff has been employed by the Academy for 2 or more years at the time of application, or the member of staff was recruited to fill a vacant post for which there is a demonstrable skill shortage.

e) Children living nearest the Academy within the catchment area **of March south of River Nene, east of B1101 including Coleseed Road, Rodhams Road, Bedlam Road and Hook Road but not including Hook.**

f) Children living nearest the Academy outside of the catchment area.

In cases of equal merit in each set of criteria, priority will go to children living nearest the school as measured by a straight line. Please refer to the Glossary of Terms on pages 18 - 19 for further information under section Distance Between Home and School.

Cherry Hinton C of E Primary and Nursery School

Telephone: 01223 568834
High Street, Cherry Hinton, Cambridge, CB1 9HH
School code: 3050
Age range: 3 to 11
PAN for 2026: 30
School type: Voluntary controlled

Catchment area: For information about your catchment school please visit www.cambridgeshire.gov.uk/admissions and check on My Cambridgeshire using the 'My House' tab.
Oversubscription Criteria: Please see page 27

Chesterton Primary School

Telephone: 01223 728392
Green End Road, Cambridge, CB4 1RW
School code: 2013
Age range: 4 to 11
PAN for 2026: 30
School type: Academy

Catchment area: This school does not have a geographical catchment area.

Oversubscription Criteria:

Children who have a statement of special educational needs or an Education, Health and Care Plan (EHCP) that names Chesterton Primary School will be admitted. NB: Those children with a statement of special educational needs or EHCP that does not name the school will be referred to the LA SAT Team to determine an appropriate place.

Children who have a statement of special educational or an EHCP fall outside the ordinary admissions system and therefore do not feature within the oversubscription criteria.

In the event of a year group being oversubscribed, and after the admission of pupils with a Statement of Special Educational Needs or an EHCP where the school is named, priority for admission will be given to those children who meet the criteria set out below, in order:-

- A. A 'looked after child' or child who was previously looked after but immediately after being looked after became subject to an adoption, child arrangements, or special guardianship order. A looked after child is a child who is (a) in the care of a local authority, or (b) being provided with accommodation by a local authority in the exercise of its social services functions (see definition in section 22(1) of the Children Act 1989.
This includes children who appear to the Admission Authority to have been in state care (i.e. in the care of or accommodated by a public authority, religious organisation or any other provider whose sole/main purpose is to benefit society) outside of England but ceased to be so as a result of being adopted only.
- B. Children with a sibling attending the school at the time of application who is reasonably expected to still be attending the school at the proposed time of admission
- C. Other children by distance from the school with priority for admission being given to those who live nearest to the school as measured by a straight line.

In cases of equal merit in each set of criteria, priority will go to children living nearest the school as measured by a straight line. Please refer to the Glossary of Terms on pages 18 - 19 for further information under section Distance Between Home and School.

Cheveley C of E Primary School

Tel: **01638 730273**

1 Park Road, Cheveley, Newmarket, Suffolk, CB8 9DF

School code: 3009

Age range: 4 to 11

PAN for 2026: 20

School type: Voluntary controlled

Catchment Area: Cheveley, Ashley, Wood Ditton, Kirtling, Saxon Street, Broad Green, Upend

Oversubscription Criteria: Please see page 27.

Clarkson Infant School

Telephone: 01945 584867

Trafford Road, Wisbech, PE13 2ES

School code: 2091

Age range: 3 to 7

PAN for 2026: 60

School type: Community

Catchment Area: That area of Wisbech enclosed by but not including Clarkson Avenue in the south; Lynn Rd even numbers from 100 upwards to the Norfolk border in the west and north; and by the Norfolk border to and including Chapnall Rd and roads leading off; Stow Rd numbers 1-80; and roads north of Staithe Rd but not including Staithe Rd.

Oversubscription Criteria: Please see page 27.

Coates Primary School

Telephone: **01733 840527**

The Fold, Coates, Whittlesey, PE7 2BP

School code: 2065

Age range: 4 to 11

PAN for 2026: 30

School type: Community

Catchment Area: Coates and Eastrea villages and the surrounding area, east to Goosetree Estate, north of the 20' river, south to the river Nene, and west to 384 Eastrea Road, Whittlesey. Turves village and the surrounding area including Plantation Farm (Benwick) Angle Bridge, Cock Bank, Burnt House Drove, Quakers Drove, Beggars Bridge Farm and Duncombes Road (south of the 20' river)

Oversubscription Criteria: Please see page 27.

Colville Primary School

Tel: 01223 576246
Colville Road, Cherry Hinton, Cambridge, CB1 9EJ
School code: 2119
Age range: 3 to 11
PAN for 2026: 30
School type: Community

Catchment area: For information about your catchment school please visit www.cambridgeshire.gov.uk/admissions and check on My Cambridgeshire using the 'My House' tab.

Oversubscription Criteria: Please see page 27

Coton C of E Primary School

Telephone: **01954 210339**
Whitwell Way, Coton, Cambridgeshire, CB23 7PW
School code: 3011
Age range: 4 to 11
PAN for 2026: 20
School type: Voluntary controlled

Catchment Area: Coton and Madingley

Oversubscription Criteria: Please see page 27

Cottenham Primary School

Telephone: **01954 250227**
Lamb's Lane, Cottenham, Cambridgeshire, CB24 8TA
School code: 2006
Age range: 4 to 11
PAN for 2026: 90
School type: Community

Catchment Area: Cottenham and Rampton

Oversubscription Criteria: Please see page 27

Cromwell Academy

Telephone **01480 437830**
Parkway, Huntingdon, PE29 6JA
School code: 2451
Age range: 4 to 11
PAN for 2026: 30
School type: Academy

Catchment Area: to include housing off Brampton Road to the west of the railway line and west of the A14, comprising Hinchingbrooke Park and Cromwell Park, Scholars Avenue, Headlands and Lodge Close.

Oversubscription Criteria:

Children who have a Statement of Special Educational Need (SEN) / Education Health and Care Plan (EHCP) that names the school will be admitted. NB. Those children with a statement of SEN / EHCP that does not name the school will be referred to the Statutory Assessment Team (SAT) to determine an appropriate place.

1. Children in Care (CIC) and Children who were previously in care (CIC) but ceased to be so by reason of adoption, a residence order (now known as a child arrangement order) or special guardianship order.
2. Children living in the catchment area with a sibling at the school at the time of admission.
3. Children living in the catchment area.
4. Children living outside the catchment area who have a sibling at the school at the time of admission.
5. Children living outside the catchment area who have applied and been unable to gain a place at their Cambridgeshire catchment area school because of oversubscription
6. Children who live outside the catchment area, but nearest the school as measured by a straight line.

In cases of equal merit in each set of criteria, priority will go to children living nearest the school as measured by a straight line. Please refer to the Glossary of Terms on pages 18 - 19 for further information under section Distance Between Home and School.

Cromwell Community College-Primary

Telephone: 01354 692193

Wenny Road, Chatteris, Cambridgeshire, PE16 6UU

www.cromwellcc.org.uk

School code: 9910

Age range: 4 to 18

PAN for 2026: 30

School type: Academy

In September 2021 Cromwell Community College opened a new primary phase of education making this the first all-through school in the Cambridgeshire Local Authority area. This means that children joining the school in the primary phase will automatically transfer to the college in Year 7, secondary phase, without the need for further application.

Primary-aged children are educated in a new purpose built phase, separate to, but located within the grounds of the existing secondary.

Further information can be obtained from the school.

Designated Catchment area for transport purposes only: The school does not operate a catchment area for the purposes of school admissions. For further information about eligibility please check the Cambridgeshire Home to School Transport Policy.

Oversubscription Criteria:

Children who have a statement of special educational needs or an Education Health and Care Plan (EHCP) that names the school will be admitted.

NB. Those children with a statement of special educational needs or education health and care plan that does not name the school will be referred to the Statutory Assessment Team (S.A.T) to determine an appropriate place.

In the event of a year group being oversubscribed, and after the admission of pupils with a Statement of Special Educational Needs or an EHCP where the school is named, priority for admission will be given to those children who meet the criteria set out below, in order: -

- A: A 'looked after child' or child who was previously looked after but immediately after being looked after became subject to an adoption, child arrangements, or special guardianship order. A looked

after child is a child who is (a) in the care of a local authority, or (b) being provided with accommodation by a local authority in the exercise of its social services functions (see definition in section 22(1) of the Children Act 1989).

This includes children who appear to the Admission Authority to have been in state care (i.e. in the care of or accommodated by a public authority, religious organisation or any other provider whose sole/main purpose is to benefit society) outside of England but ceased to be so as a result of being adopted only.

- B: Children with a sibling attending the school at the time of application who is reasonably expected to still be attending the school at the proposed time of admission
- C: Other children by distance from the school with priority for admission being given to those who live nearest to the school as measured by a straight line.

In cases of equal merit priority will go to children living nearest the school by shortest straight line distance. **Please refer to the Glossary of Terms on pages 18 - 19 for further information under section Distance Between Home and School.**

Crosshall Infant School

Telephone: **01480 475980**

446 Great North Road, Eaton Ford, St Neots, PE19 7GG

School code: 5203

Age range: 3 to 7

PAN for 2026: 120

School type: Academy

Catchment Area: This school does not operate a catchment area.

Oversubscription Criteria:

Children who have a Statement of Special Educational Need (SEN) / Education Health and Care Plan (EHCP) that names the school will be admitted. NB. Those children with a statement of SEN / EHCP that does not name the school will be referred to the Statutory Assessment Team (SAT) to determine an appropriate place.

1. Looked After Children or children who were previously looked after but immediately after being looked after became subject to an adoption, residence or special guardianship order.

Children who appear to the Admission Authority to have been in state care (i.e. in the care of or accommodated by a public authority, religious organisation or any other provider whose sole/main purpose is to benefit society) outside of England but ceased to be so as a result of being adopted only.

2. Children who have a sibling at Crosshall Infant School Academy Trust or Crosshall Junior School Academy Trust, at the date of admission;
3. Children of staff where the member of staff has been employed by the Crosshall Infant School Academy Trust, or by Crosshall Junior School Academy Trust, for two or more years at the time at which the application for admission to the school is made.
4. Children who have attended Crosshall Nursery School and who were in receipt of at least 15 hours Early Years Funding.
5. All other children.

In the event that there are more children in any category than there are places available, places will be prioritised and awarded to children who live nearest the school. Please refer to the Glossary of Terms on pages 18 - 19 for further information under section Distance Between Home and School.

Crosshall Junior School

Telephone: **01480 475972**

Great North Road, Eaton Ford, St Neots, PE19 7GG

School code: 5204

Age range: 7 to 11

PAN for 2026: 120

School type: Academy

Catchment Area: please contact the school for details.

Oversubscription Criteria:

Children who have a Statement of Special Educational Need (SEN) / Education Health and Care Plan (EHCP) that names the school will be admitted. NB. Those children with a statement of SEN / EHCP that does not name the school will be referred to the Statutory Assessment Team (SAT) to determine an appropriate place.

1. Children in Care (CIC) and Children who were previously in care (CIC) but ceased to be so by reason of adoption, a residence order (now known as a child arrangement order) or special guardianship order;
2. Children who were previously in state care outside of England and have ceased to be in state care as a result of adoption.
3. Children who live in the catchment area and will have a sibling at the school or Crosshall Infant School Academy Trust at the time of admission (a sibling is defined as another child of compulsory school age living permanently at the same address).
4. Children who live in the catchment area who attend Crosshall Infant School Academy Trust at the time of application.
5. Children who live in the catchment area.
6. Children who live outside catchment area who have a sibling at Crosshall Infant or Junior School Academy Trust at the time of admission.
7. Children of staff employed at Crosshall Junior School Academy Trust or Crosshall Infant School Academy Trust for two years.
8. Children outside the catchment area but who are attending Crosshall Infant School Academy Trust.
9. Children living outside the catchment area.

In cases of equal merit priority will go to children living nearest the school by shortest straight line distance. Please refer to the Glossary of Terms on pages 18 - 19 for further information under section Distance Between Home and School.

Ditton Lodge Primary School

Telephone: **01638 613001**

St John's Avenue, Newmarket, Suffolk, CB8 8BL

School code: 2057

Age range: 4 to 11

PAN for 2026: 30

School type: Academy

Catchment Area: Crockfords Park, New Cheveley Road (odd numbers up to 99, even numbers up to 100), Ashley Road (residential area), Centre Drive and Duchess Drive.

Oversubscription Criteria:

Children who have a Statement of Special Educational Need (SEN) / Education Health and Care Plan (EHCP) that names the school will be admitted. NB. Those children with a statement of SEN / EHCP that does not name the school will be referred to the Statutory Assessment Team (SAT) to determine an appropriate place.

1. Children in Care (CIC), Children who were previously in care (CIC) but ceased to be so by reason of adoption, a residence order (now known as a child arrangement order) or special guardianship order and Children who appear to the Admission Authority to have been in state care (i.e. in the care of or accommodated by a public authority, religious organisation or any other provider whose sole/main purpose is to benefit society) outside of England but ceased to be so as a result of being adopted only.
2. Children living in the catchment area with a sibling at the school at the time of admission;
3. Children living in the catchment area;
4. Children living outside the catchment area who have a sibling at the school at the time of admission;
5. Children living outside the catchment area who have applied and been unable to gain a place at their Cambridgeshire catchment area school because of oversubscription;
6. Children who live outside the catchment area, but nearest the school as measured by a straight line.

In cases of equal merit in each set of criteria, priority will go to children living nearest the school as measured by a straight line. Please refer to the Glossary of Terms on pages 18 - 19 for further information under section Distance Between Home and School.

Downham Feoffees Primary Academy

Telephone: 01353 699325

Main Street, Little Downham, CB6 2ST

School code: 2052

Age range: 4 to 11

PAN for 2026: 30

School type: Academy

Catchment Area: Little Downham and Pymoor

Oversubscription Criteria:

Children who have a statement of special educational needs or an Education, Health and Care plan (EHCP) which names Downham Feoffees Primary Academy as the school will be admitted.

In the event of the number of applications received exceeding the Published Admission Number (PAN), priority for places will be allocated strictly against the following criteria in the order listed:

- (i) Children in Care, also known as Looked after Children (CIC, LAC, CLA) and children who were looked after but ceased to be so by reason of adoption, a child arrangement order (residence order) or a special guardianship order
- (ii) Children who appear to the Admission Authority to have been in state care (i.e. in the care of or accommodated by a public authority, religious organisation, or any other provider whose sole/main purpose is to benefit society) outside of England but ceased to be so as a result of being adopted only;
- (iii) Children whose home address is in the catchment area for the Academy with a sibling on role;
- (iv) Children whose home address is in the catchment area for the Academy;
- (v) Children with an older brother or sister continuing at the school at the time of admission of the younger child;
- (vi) Other children.

Where places are oversubscribed within any of the above groups, priority will be given to children living nearest to the Academy. Measurements are carried out based on a straight line from the front door of the

child's home address to the front door of the academy. Please refer to the Glossary of Terms on pages 18 - 19 for further information under section Distance Between Home and School.

Dry Drayton C of E Primary School

Telephone: **01954 780618**

Park Street, Dry Drayton, Cambridgeshire, CB23 8DA

School code: 3012

Age range: 4 to 11

PAN for 2026: 10

School type: Voluntary controlled

Catchment Area: Dry Drayton

Oversubscription Criteria: Please see page 27

Duxford C of E Primary School

Telephone: **01223 712108**

St John's Street, Duxford, Cambridgeshire, CB22 4RA

School code: 3041

Age range: 4 to 11

PAN for 2026: 30

School type: Voluntary controlled

Catchment Area: Duxford, Heathfields, Ickleton and Hinxton

Oversubscription Criteria: Please see page 27

Earith Primary School

Telephone: **01487 841868**

School Road, Earith, Huntingdon, PE28 3QB

School code: 2061

Age range: 4 to 11

PAN for 2026: 20

School type: Academy

Catchment Area: Earith

Oversubscription Criteria:

Children who have a Statement of Special Educational Need (SEN) / Education Health and Care Plan (EHCP) that names the school will be admitted. NB. Those children with a statement of SEN / EHCP that does not name the school will be referred to the Statutory Assessment Team (SAT) to determine an appropriate place. Children who have a statement of special educational or an EHCP fall outside the ordinary admissions system and therefore do not feature within the oversubscription criteria A B and C.

In the event of a year group being oversubscribed, and after the admission of pupils with a Statement of Special Educational Needs or an EHCP where the school is named, priority for admission will be given to those children who meet the criteria set out below, in order:-

A 'looked after child' or child who was previously looked after but immediately after being looked after became subject to an adoption, child arrangements, or special guardianship order. A looked after

child is a child who is (a) in the care of a local authority, or (b) being provided with accommodation by a local authority in the exercise of its social services functions (see definition in section 22(1) of the Children Act 1989.

This includes children who appear to the Admission Authority to have been in state care (i.e. in the care of or accommodated by a public authority, religious organisation or any other provider whose sole/main purpose is to benefit society) outside of England but ceased to be so as a result of being adopted only.

- B: Children with a sibling attending the school at the time of application who is reasonably expected to still be attending the school at the proposed time of admission
- C: Other children by distance from the school with priority for admission being given to those who live nearest to the school as measured by a straight line.

In cases of equal merit in each set of criteria, priority will go to children living nearest the school as measured by a straight line. Please refer to the Glossary of Terms on pages 18 - 19 for further information under section Distance Between Home and School.

Eastfield Infant and Nursery School

Telephone: **01480 463958**

Pig Lane, St Ives, Huntingdon, PE27 5QT

School code: 2246

Age range: 3 to 7

PAN for 2026: 60

School type: Community

Catchment Area: That part of St Ives, bounded by the south side of Houghton Road/St Audrey Lane from the golf course to the eastern bypass. The bypass to the east and river to the south.

Oversubscription Criteria: Please see page 27

Elm C of E Primary School

Telephone: **01945 860295**

Main Road, Elm, Wisbech, PE14 0AG

School code: 3046

Age range: 2 to 11

PAN for 2026: 30

School type: Academy

Catchment Area: This school does not operate a catchment area.

Oversubscription Criteria:

When the school is oversubscribed, after the admission of Children with an Education, Health and Care Plan (EHCP) where the Academy is named, priority for admission will be given to those children who meet the criteria set out below:

1. Looked after children¹⁴ and previously looked after children¹⁵ including those who appear (to the Admissions Authority) to have been in state care outside of England¹⁶ and ceased to be in state care as a result of being adopted¹⁷.
2. Sibling¹⁸: where the child has a sibling in the school or a sibling has already been offered a place at the school, and where the sibling will still be attending the school at the time of admission but not in a specialist unit or a specialist resource base for Hearing Impaired provision or in a nursery/pre-school. Priority will be given, where necessary, to applications where there is the smallest age gap.
3. Children of staff recruited to fill a vacant post at the school for which there is a demonstrable skill shortage. DEMAT is required to approve the Headteachers' designation of such posts and confirm the assessment that a member of staff appointed meets the requirements of the shortage. Priority will be limited to one place for each form of entry in any year.
4. All other applicants

In cases of equal merit in each set of criteria, priority will go to children living nearest the school as measured by a straight line. Please refer to the Glossary of Terms on pages 18 - 19 for further information under section Distance Between Home and School.

Elm Road Primary School

Telephone: **01945 584591**

Elm Road, Wisbech, PE13 2TB

School code: 2092

Age range: 4 to 11

PAN for 2026: 30

School type: Academy

Catchment Area: The area of Wisbech east of the River Nene bounded to the north by Freedom Bridge and Churchill Road, to the east by the western side of Churchill Road and Elm High Road to the Norfolk border and including Elm Low Road to the junction of Low Road, Elm the north end of Halfpenny Lane, Newbridge Lane, Redmoor Lane (west end), Broad Drove, Crooked Bank, Chalk Lane and Nettle Bank.

Oversubscription Criteria:

When the Academy is oversubscribed, after the admission of Children with Statements of Special Educational Needs (SEN) / Education, Health and Care plan (EHCP) where the Academy is named, priority for admission will be given to those children who meet the criteria set out below:

¹⁴ A 'looked after child' is a child who is (a) in the care of a local authority, or (b) being provided with accommodation by a local authority in the exercise of their social services functions (see the definition in Section 22(1) of the Children Act 1989) at the time of making an application to a school.

¹⁵ Children who were looked after, but ceased to be so because they were adopted or became subject to a child arrangements order or special guardianship order, immediately following having been looked after,

¹⁶ A child is regarded as having been in state care outside of England if they were in the care of or were accommodated by a public authority, a religious organisation, or any other provider of care whose sole or main purpose is to benefit society.

¹⁷ This includes children who were adopted under the Adoption Act 1976 (see Section 12 adoption orders) and children who were adopted under the Adoption and Children Act 2002 (see Section 46 adoption orders).

¹⁸ The term 'sibling' includes: natural, half, step, and adopted brothers and sisters; a child of the partner of the parent; and children who are fostered into the family. In all these cases, the child and their sibling will both be living at the same address (that is where the child is ordinarily resident) in a single family unit. This means that children in other family units, living together at the same address, are not considered siblings under this criterion.

a) A 'looked after child'. A looked after child is a child who is a) looked after by a local authority or b) being provided with accommodation by a local authority in the exercise of their social services functions, in accordance with section 22 (1) of the Children Act 1989. *Details of eligibility must be supplied by the allocated social worker or foster carer.*

Or A child who was previously looked after but immediately after being looked after became subject to an adoption, child arrangement order, or special guardianship order. This includes children who appear to the admission authority to have been in state care outside of England and ceased to be in care as a result of being adopted. *Proof of eligibility will be required.*

B Children for whom it is essential to be admitted to the Academy because of special circumstances do with significant medical or social needs, which relate to the child or an immediate member of the child's family. Applications must be supported by medical evidence from a GP or hospital consultant, social worker or similar professional.

The supporting evidence should set out the particular reason why the Academy is the most suitable and the difficulties that would be caused if the child had to attend another School. This evidence must be sent to the Academy by the application closing date, for the applicant to be considered under this criterion.

- c. Children who, on the date of application, have a sibling (i.e. a natural brother or sister, or a half brother or sister, or a legally adopted brother or sister or half-brother or sister, or step brother or sister) who is living with them at the same address and on roll of the Academy.
- d. Children of staff, where the member of staff has been employed by the Academy for 2 or more years at the time of application, or the member of staff was recruited to fill a vacant post for which there is a demonstrable skill shortage.
- e. Children living nearest the Academy within the catchment area of Wisbech east of the River Nene bounded to the north by Freedom Bridge and Churchill Road, to the east by the western side of Churchill Road and Elm High Road to the Norfolk border and including Elm Low Road to the junction of Low Road, Elm, the north end of Halfpenny Lane, Newbridge Lane, Redmoor Lane (west end), Broad Drove, Crooked Bank, Chalk Lane and Nettle Bank.
- f. Children living nearest the Academy outside of the catchment area.

Distance will be calculated using a straight line (as the crow flies) measurement from the reference point of the child's home address to the reference point of the Academy. **Please refer to the Glossary of Terms on pages 18 - 19 for further information under section Distance Between Home and School.**

Elsworth C of E Primary School

Telephone: **01954 267272**

Broad End, Elsworth, Cambridgeshire, CB23 4JD

School code: 3308

Age range: 4 to 11

PAN for 2026: 20

School type: Voluntary aided

Catchment Area: Elsworth School serves as a catchment area comprising the villages of Boxworth, Conington, Elsworth and Knapwell. We also acknowledge that we attract applicants from a wider area due to our Church status.

Oversubscription Criteria:

Children who have a Statement of Special Educational Need (SEN) / Education Health and Care Plan (EHCP) that names the school will be admitted. NB. Those children with a statement of SEN / EHCP that does not name the school will be referred to the Statutory Assessment Team (SAT) to determine an appropriate place.

1. Children in Care (CIC) and Children who were previously in care (CIC) but ceased to be so by reason of adoption, a residence order (now known as a child arrangement order) or special guardianship order
2. Children who appear to the Admissions Authority to have been in state care (i.e. in the care of or accommodated by a public authority, religious organisation or any other provider whose sole/main purpose is to benefit society outside of England but ceased to be so as a result of being adopted only
3. Children living in the catchment area with a sibling at the school at time of admission.
4. Children living in the catchment area.
5. Children living outside the catchment area who have a sibling at the school at the time of admission.
6. Children living outside the catchment area, but nearest to the school according to the shortest straight line distance.

In cases of equal merit priority will go to children living nearest the school by shortest straight line distance. Please refer to the Glossary of Terms on pages 18 - 19 for further information under section Distance Between Home and School.

Elton C of E Primary School

Telephone: **01832 280314**

School Lane, Elton, PE8 6RS

School code: 3368

Age range: 4 to 11

PAN for 2026: 20

School type: Voluntary aided

Catchment Area: The school serves the parishes of Alwalton, Chesterton, Elton, Haddon, Stibbington, Water Newton as well as a wider area on religious grounds.

Oversubscription Criteria:

If there are more applications to attend Elton Church of England Primary School than there are places available, the following criteria will be applied in order to determine priority for places. All preferences are treated equally.

Children with an EHCP which names the school will automatically be allocated a place irrespective of the school's Published Admission Number. Those children with an EHCP that does not name the school will be referred to Statutory Assessment and Resources (STAR) Team to determine an appropriate place.

- i) Children in Care (CIC) and Children who were previously in care (CIC) but ceased to be so by reason of adoption, a residence order (now known as a child arrangement order) or special guardianship order
- Children who appear to have been in state care outside of England and ceases to be in state care as a result of being adopted.
- ii) Children living in the catchment area who are regular worshipping members of the Church of England *
- iii) Children living in the catchment area and who are regular worshipping members of a non-Anglican Christian Church *
- iv) Children living in the catchment area
- v) Children who have siblings already at the school at the time of admission (this includes children who are not blood relatives but live in the same family unit)
- vi) Children of a member of staff where the member of staff has been employed at the school for two or more years at the time at which the application for admission to the school is made

- vii) Children not living in the catchment area but who are regular worshipping members of the Church of England *
- viii) Children not living in the catchment area but who are regular worshipping members of a non-Anglican Christian Church*
- ix) Children whose parents wish their children to attend a Church of England Primary School because of its special religious emphasis
- x) Children living nearest the school according to the shortest distance.

For all the above criteria, the distance from the school to the home address will be used to rank applications. **Please refer to the Glossary of Terms on pages 18 - 19 for further information under section Distance Between Home and School.**

All parents wishing to apply under the school's religious criteria (*) must also request a Supplementary Information Form from the school office and have this completed by their Priest/Minister of Religion. "Regular worship" is defined as attending worship or junior church at least once a month over the period of at least a year. This form must be returned to the school by the LA application deadline.

Ely St John's Community Primary School

Telephone: **01353 612780**
St John's Road, Ely, CB6 3BW
 School code: 2444
 Age range: 4 to 11
 PAN for 2026: 60
 School type: Community

Catchment Area: that part of Ely bounded by the south side of West Fen Road (odd numbers) to the junction with Downham Road, the south west side of Downham Road to the junction with St Mary's Street, the south side of St Mary's Street to the junction with Cambridge Road, the west side of Cambridge Rd (even numbers).

Oversubscription Criteria: Please see page 27.

Ely St Mary's C of E Junior School

Telephone: **01353 662163**
High Barns, Ely, CB7 4RB
 School code: 3362
 Age range: 7 to 11
 PAN for 2026: 60
 School type: Academy

Catchment Area: This school does not operate a catchment area

Oversubscription Criteria:

When the school is oversubscribed, after the admission of Children with an Education, Health and Care Plan (EHCP) where the Academy is named, priority for admission will be given to those children who meet the criteria set out below:

1. Looked after children¹⁹ and previously looked after children including those who appear (to the Admissions Authority) to have been in state care outside of England and ceased to be in state care as a result of being adopted.
2. Sibling where the child has a sibling in the school or a sibling has already been offered a place at the school, and where the sibling will still be attending the school at the time of admission but not in a specialist unit or a specialist resource base for Hearing Impaired provision or in a nursery/pre-school. Priority will be given, where necessary, to applications where there is the smallest age gap.
3. Children of staff recruited to fill a vacant post at the school for which there is a demonstrable skill shortage. DEMAT is required to approve the Headteachers' designation of such posts and confirm the assessment that a member of staff appointed meets the requirements of the shortage. Priority will be limited to one place for each form of entry in any year.
4. All other applicants

In cases of equal merit in each set of criteria, priority will go to children living nearest the school as measured by a straight line. Please refer to the Glossary of Terms on pages 18 - 19 for further information under section Distance Between Home and School.

Ermine Street Church Academy

Telephone: 01480 276510

Swynford Road, Alconbury Weald, Huntingdon PE28 4XG

School code: 2037

Age range: 4 to 11

PAN for 2026: 30

School type: Academy

The school was built as a 3-form entry school with a final PAN of 90 in each year group.

Catchment Area: This school does not operate a catchment area.

Oversubscription Criteria:

When the school is oversubscribed, after the admission of Children with an Education, Health and Care Plan (EHCP) where the Academy is named, priority for admission will be given to those children who meet the criteria set out below:

¹⁹ A 'looked after child' is a child who is (a) in the care of a local authority, or (b) being provided with accommodation by a local authority in the exercise of their social services functions (see the definition in Section 22(1) of the Children Act 1989) at the time of making an application to a school.

1. Looked after children²⁰ and previously looked after children²¹ including those who appear (to the Admissions Authority) to have been in state care outside of England²² and ceased to be in state care as a result of being adopted²³.
2. Sibling²⁴: where the child has a sibling in the school or a sibling has already been offered a place at the school, and where the sibling will still be attending the school at the time of admission but not in a specialist unit or a specialist resource base for Hearing Impaired provision or in a nursery/pre-school. Priority will be given, where necessary, to applications where there is the smallest age gap.
3. Children of staff recruited to fill a vacant post at the school for which there is a demonstrable skill shortage. DEMAT is required to approve the Headteachers' designation of such posts and confirm the assessment that a member of staff appointed meets the requirements of the shortage. Priority will be limited to one place for each form of entry in any year.
4. All other applicants

In cases where there are more applicants within a criterion than there are places available, a straight-line distance measurement between the child's home and the school will be used to rank applications. Please refer to the Glossary of Terms on pages 18 - 19 for further information under section Distance Between Home and School.

Eynesbury C of E Primary School

Telephone: **01480 398028**

Montagu Street, Eynesbury, St Neots, PE19 2TD

School code: 3074

Age range: 4 to 11

PAN for 2026: 30

School type: Voluntary controlled

Catchment Area: That part of St Neots and Eynesbury bounded by the south side of the Market Square/High Street, west side of Church Street, St Mary's Street, south side of Hen Brook to Cromwell Road, south to the Barford Road but including numbers 1 – 19 Barford Road and excluding all streets within Eynesbury Manor development.

Oversubscription Criteria: Please see page 27

Farcet C of E Primary School

Telephone: **01733 240337**

St Mary's Street, Farcet, PE7 3AR

²⁰ A 'looked after child' is a child who is (a) in the care of a local authority, or (b) being provided with accommodation by a local authority in the exercise of their social services functions (see the definition in Section 22(1) of the Children Act 1989) at the time of making an application to a school.

²¹ Children who were looked after, but ceased to be so because they were adopted or became subject to a child arrangements order or special guardianship order, immediately following having been looked after,

²² A child is regarded as having been in state care outside of England if they were in the care of or were accommodated by a public authority, a religious organisation, or any other provider of care whose sole or main purpose is to benefit society.

²³ This includes children who were adopted under the Adoption Act 1976 (see Section 12 adoption orders) and children who were adopted under the Adoption and Children Act 2002 (see Section 46 adoption orders).

²⁴ The term 'sibling' includes: natural, half, step, and adopted brothers and sisters; a child of the partner of the parent; and children who are fostered into the family. In all these cases, the child and their sibling will both be living at the same address (that is where the child is ordinarily resident) in a single family unit. This means that children in other family units, living together at the same address, are not considered siblings under this criterion.

School code: 2055
Age range: 4 to 11
PAN for 2026: 20
School type: Academy

Catchment Area: This school does not operate a catchment area

Oversubscription Criteria:

When the school is oversubscribed, after the admission of Children with an Education, Health and Care Plan (EHCP) where the Academy is named, priority for admission will be given to those children who meet the criteria set out below:

- 1 Looked after children²⁵ and previously looked after children²⁶ including those who appear (to the Admissions Authority) to have been in state care outside of England²⁷ and ceased to be in state care as a result of being adopted²⁸.
- 2 Sibling²⁹: where the child has a sibling in the school or a sibling has already been offered a place at the school, and where the sibling will still be attending the school at the time of admission but not in a specialist unit or a specialist resource base for Hearing Impaired provision or in a nursery/pre-school. Priority will be given, where necessary, to applications where there is the smallest age gap.
- 3 Children of staff recruited to fill a vacant post at the school for which there is a demonstrable skill shortage. DEMAT is required to approve the Headteachers' designation of such posts and confirm the assessment that a member of staff appointed meets the requirements of the shortage. Priority will be limited to one place for each form of entry in any year.
- 4 All other applicants

In cases of equal merit in each set of criteria, priority will go to children living nearest the school as measured by a straight line. Please refer to the Glossary of Terms on pages 18 - 19 for further information under section Distance Between Home and School.

Fawcett Primary School (The Trumpington Federation)

Telephone: **01223 840299**
Alpha Terrace, Trumpington, Cambridge, CB2 9FS
School code: 2336

²⁵ A 'looked after child' is a child who is (a) in the care of a local authority, or (b) being provided with accommodation by a local authority in the exercise of their social services functions (see the definition in Section 22(1) of the Children Act 1989) at the time of making an application to a school.

²⁶ Children who were looked after, but ceased to be so because they were adopted or became subject to a child arrangements order or special guardianship order, immediately following having been looked after,

²⁷ A child is regarded as having been in state care outside of England if they were in the care of or were accommodated by a public authority, a religious organisation, or any other provider of care whose sole or main purpose is to benefit society.

²⁸ This includes children who were adopted under the Adoption Act 1976 (see Section 12 adoption orders) and children who were adopted under the Adoption and Children Act 2002 (see Section 46 adoption orders).

²⁹ The term 'sibling' includes: natural, half, step, and adopted brothers and sisters; a child of the partner of the parent; and children who are fostered into the family. In all these cases, the child and their sibling will both be living at the same address (that is where the child is ordinarily resident) in a single family unit. This means that children in other family units, living together at the same address, are not considered siblings under this criterion.

Age range: 3 to 11
PAN for 2026: 60
School type: Foundation

Catchment area: For information about your catchment school please visit www.cambridgeshire.gov.uk/admissions and check on My Cambridgeshire using the 'My House' tab.

Oversubscription Criteria:

Children who have a Statement of Special Educational Need (SEN) / Education Health and Care Plan (EHCP) that names the school will be admitted. NB. Those children with a statement of SEN / EHCP that does not name the school will be referred to the Statutory Assessment Team (SAT) to determine an appropriate place.

1. Children in Care (CIC) and Children who were previously in care (CIC) but ceased to be so by reason of adoption, a residence order (now known as a child arrangement order) or special guardianship order;
2. Children living in the catchment area with a sibling at the school at the time of admission;
3. Children living in the catchment area;
4. Children living outside the catchment area who have a sibling at the school at the time of admission;
5. Children living outside the catchment area who have applied and been unable to gain a place at their Cambridgeshire catchment area school because of oversubscription;
6. Children who live outside the catchment area, but nearest the school as measured by a straight line.

In cases of equal merit in each set of criteria, priority will go to children living nearest the school as measured by a straight line. Please refer to the Glossary of Terms on pages 18 - 19 for further information under section Distance Between Home and School.

Fen Ditton Community Primary School

Telephone: **01223 292342**
Horningsea Road, Fen Ditton, Cambridge, CB5 8SZ
School code: 2009
Age range: 4 to 11
PAN for 2026: 25
School type: Academy

Catchment Area: Fen Ditton, Horningsea and Clayhithe

Oversubscription Criteria:

Any child with an Education, Health and Care Plan (EHCP) naming the school will be admitted regardless of numbers.

1. Children In Care, sometimes known as Looked After Children, and previously Looked After Children.
2. Siblings of pupils already attending the school at the time of admission.
3. Children of staff *
4. All other children, ranked according to the distance between their home and the school

*Staff whose children can be admitted under criterion 3, means any person who is employed by the Trust to work at this school in whatever capacity, teaching or non-teaching.

In cases of equal merit in each set of criteria, priority will go to children living nearest the school as measured by a straight line. Please refer to the Glossary of Terms on pages 18 - 19 for further information under section Distance Between Home and School.

Fen Drayton Primary School

Telephone: **01954 273346**

Cootes Lane, Fen Drayton, Cambridgeshire, CB24 4SL

School code: 2010

Age range: 4 to 11

PAN for 2026: 15

School type: Community

Catchment Area: Fen Drayton

Oversubscription Criteria: Please see page 27

Fenstanton and Hilton Primary School

Telephone: **01480 375055**

School Lane, Fenstanton, Huntingdon, PE28 9JR

School code: 2208

Age range: 4 to 11

PAN for 2026: 40

School type: Community

Catchment Area: Hilton and Fenstanton (excluding London Road, St Ives)

Oversubscription Criteria: Please see page 27

Folksworth C of E Primary School

Telephone: **01733 240562**

Apreece Road, Folksworth, PE7 3TY

School code: 3065

Age range: 4 to 11

PAN for 2026: 15

School type: Voluntary controlled

Catchment Area: Folksworth, Washingley and Morborne.

Oversubscription Criteria: Please see page 27

Fordham C of E Primary School

Telephone: **01638 720296**

Isleham Road, Fordham, Ely, CB7 5NL

School code: 3014

Age range: 4 to 11

PAN for 2026: 60

School type: Voluntary Controlled

Catchment Area: Fordham and Snailwell

Oversubscription Criteria: Please see page 27.

Fourfields Community Primary School

Telephone: **01733 703611**

Bentley Avenue, Yaxley, Peterborough, PE7 3ZT

School code: 2321

Age range: 4 to 11

PAN for 2026: 60

School type: Community

Catchment Area: Yaxley – that part to the north of Broadway and even numbers on Broadway.

Oversubscription Criteria: Please see page 27

Fowlmere Primary School

Telephone: **01763 208203**

The Butts, Fowlmere, Royston, SG8 7SL

School code: 2011

Age range: 4 to 11

PAN for 2026: 17

School type: Community

Catchment Area: Fowlmere, Great and Little Chishill, Chrishall Grange and Heydon

Oversubscription Criteria: Please see page 27

Foxton Primary School

Telephone: **01223 712447**

11 Hardman Road, Foxton, Cambridgeshire, CB22 6RN

School code: 2012

Age range: 4 to 11

PAN for 2026: 17

School type: Community

Catchment Area: Foxton

Oversubscription Criteria: Please see page 27

Friday Bridge Primary School

Telephone: **01945 860220**

Maltmas Drive, Friday Bridge, Wisbech, PE14 0HW

School code: 2068

Age range: 4 to 11

PAN for 2026: 17

School type: Community

Catchment Area: Friday Bridge village, and surrounding area including; Chain Bridge north of Gravel House; Coldham; Stags Holt; Laddus Drive; Needham Bank Jew House Cottages (Belt Drive); Long Drive; Waldersea and Fridaybridge Road North to Back Road.

Oversubscription Criteria: Please see page 27.

Fulbourn Primary School

Telephone: 01223 712525

School Lane, Fulbourn, Cambridgeshire, CB21 5BH

School code: 2328

Age range: 4 to 11

PAN for 2026: 45

School type: Community

Catchment Area: Fulbourn

Oversubscription Criteria: Please see page 27

The Galfrid School

Tel: 01223 603787

Galfrid Road, Cambridge, CB5 8ND

School code: 2085

Age range: 4 to 11

PAN for 2026: 30

School type: Academy

Catchment area: For information about your catchment school please visit

www.cambridgeshire.gov.uk/admissions and check on My Cambridgeshire using the 'My House' tab.

Oversubscription Criteria:

Children who have a Statement of Special Educational Need (SEN) / Education Health and Care Plan (EHCP) that names the school will be admitted. NB. Those children with a statement of SEN / EHCP that does not name the school will be referred to the Statutory Assessment Team (SAT) to determine an appropriate place.

1. 1 Children in Care (CIC) and children who were previously in care (CIC) but ceased to be so by reason of adoption, a residence order (now known as a child arrangement order) or special guardianship order. Also Children who appear to have been in state care outside of England and ceases to be in state care as a result of being adopted.
2. Children living in the catchment area with a sibling at the school at the time of admission;
3. Children living in the catchment area;
4. Children living outside the catchment area who have a sibling at the school at the time of admission;
5. Children living outside the catchment area who have applied and been unable to gain a place at their Cambridgeshire catchment area school because of oversubscription;
6. Children who live outside the catchment area, but nearest the school as measured by a straight line.

In cases of equal merit in each set of criteria, priority will go to children living nearest the school as measured by a straight line. Please refer to the Glossary of Terms on pages 18 - 19 for further information under section Distance Between Home and School.

Gamlingay Village Primary School

Telephone: 01767 650208

Station Road, Gamlingay, SG19 3HD

School code: 2014

Age range: 3 to 11

PAN for 2026: 60

School type: Academy

Catchment Area: Everton Heath, East Hatley, Hatley St George, Gamlingay and Tetworth

Oversubscription Criteria:

Children who have a Statement of Special Educational Need (SEN) / Education Health and Care Plan (EHCP) that names the school will be admitted. NB. Those children with a statement of SEN / EHCP that does not name the school will be referred to the Statutory Assessment Team (SAT) to determine an appropriate place.

1) Children in Care, also known as Looked After Children (LAC) to include those who were previously looked-after, but ceased to be so because they were adopted or became subject to a residence order or special guardianship order. children who appear to the Admission Authority to have been in state care (i.e. in the care of or accommodated by a public authority, religious organisation or any other provider whose sole/main purpose is to benefit society) outside of England but ceased to be so as a result of being adopted only.

2) Children living in the catchment area who have siblings at the school at the time of admission. Parents may contact the Local Authority (LA) if they are uncertain whether they reside in the catchment area.

The home address is defined as the address of the adult with parental responsibility with whom the child normally lives and which applies at the time of application. Applications based on future addresses can only be considered up to 6 teaching weeks before the child is expected to take up the place.

3) Other children living in the catchment area.

4) Children who live outside the catchment area who have siblings at the school at the time of admission.

5) Children who live outside the catchment area.

In cases of equal merit in each set of criteria, priority will go to children living nearest the school as measured by a straight line. Please refer to the Glossary of Terms on pages 18 - 19 for further information under section Distance Between Home and School.

Girton Glebe Primary School

Telephone: **01223 276484**

Cambridge Road, Girton, Cambridgeshire, CB3 0PN

School code: 2015

Age range: 4 to 11

PAN for 2026: 30

School type: Academy

Catchment Area: Girton

Oversubscription Criteria:

1 Children who have an Education and Health Care Plan ("EHCP") that names the School will be admitted and the number of available places will be reduced accordingly. NB. Those children with an EHCP that does not name the School will be referred to the Statutory Assessment and Resources (STAR) Team to determine an appropriate place.

2 Any remaining places will be allocated according to the following criteria, in order of priority:

2.1 Children in Care, also known as Looked After Children (LAC), and children who were looked after but ceased to be so by reason of adoption, a child arrangements order or a special guardianship order. This includes children who appear to the Admission Authority to have been in state care (i.e. in the care of or accommodated by a public authority, religious organisation or any other provider whose sole/main purpose is to benefit society) outside of England but ceased to be so as a result of being adopted only.

2.2 Children of staff who have been employed at the School for at least two years at the time of application or have been recruited to fill a vacant post for which there is a demonstrable skill shortage.

2.3 Children who live in the catchment area with a sibling at the School at the time of the admission.

2.4 Children who live in the catchment area.

2.5 Children who live outside the catchment area who have a sibling at the School at the time of admission.

2.6 Children who live outside the catchment area, but nearest the School as measured by a straight line.

Where places are oversubscribed within any of the above groups, priority will be given to children living nearest to the school as measured by a straight line between the Catchment areas can be found on the Local Authority website: <https://maps.cambridgeshire.gov.uk/> School's main entrance and the front door of the dwelling (e.g. house or flat) at which the child is normally resident. Please refer to the Glossary of Terms on pages 18 - 19 for further information under section Distance Between Home and School.

Glebelands Primary School

Telephone: 01354 695915

Farriers Gate, Chatteris, PE16 6EZ

School code: 2448

Age range: 4 to 11

PAN for 2026: 60

School type: Academy

Catchment Area: This school no longer operates a catchment area.

Oversubscription Criteria:

Children who have a Statement of Special Educational Need (SEN) / Education Health and Care Plan (EHCP) that names the school will be admitted. NB. Those children with a statement of SEN / EHCP that does not name the school will be referred to the Statutory Assessment Team (SAT) to determine an appropriate place.

1. Children in Care (CIC) and Children who were previously in care (CIC) but ceased to be so by reason of adoption, a residence order (now known as a child arrangement order) or special guardianship order.
2. Children living³⁰ in the catchment area with a sibling³¹ at the school at the time of admission.
3. Children living in the catchment area.
4. Children living outside the catchment area who have a sibling at the school at the time of admission.
5. Children living outside the catchment area who have applied and been unable to gain a place at their Cambridgeshire catchment area school because of oversubscription.
6. Children who live outside the catchment area.

*These are not the same criterion as for 2025-6

In cases of equal merit in each set of criteria, priority will go to children living nearest the school as measured by a straight line. Please refer to the Glossary of Terms on pages 18 - 19 for further information under section Distance Between Home and School.

³⁰ Home Address - the place the child resides for the majority of school nights with an adult who has parental responsibility.

³¹ Sibling – Shares same biological parents, brother/sister, half-brother/sister or legally adopted living at same address as child.

Godmanchester Community Academy

Telephone: 01480 375115

Park Lane, Godmanchester, Huntingdon, PE29 2AG

School code: 2209

Age range: 4 to 11

PAN for 2026: 60

School type: Academy

Catchment Area: The catchment area for Godmanchester Community Primary School is defined as the parish of Godmanchester, including the Roman's Edge development.

Oversubscription Criteria:

Children who have a Statement of Special Educational Need (SEN) / Education Health and Care Plan (EHCP) that names the school will be admitted. NB. Those children with a statement of SEN / EHCP that does not name the school will be referred to the Statutory Assessment Team (SAT) to determine an appropriate place.

1. Children in Care (CIC) and Children who were previously in care (CIC) but ceased to be so by reason of adoption, a residence order (now known as a child arrangement order) or special guardianship order.
2. Children who have been in state care outside of England and ceased to be in state care as a result of being adopted.
3. Children living in the catchment area with a sibling at the school at the time of admission.
4. Children living in the catchment area.
5. Children living outside the catchment area who have a sibling at the school at the time of admission.
6. Other children.

In cases of equal merit in each set of criteria, priority will go to children living nearest the school as measured by a straight line. Please refer to the Glossary of Terms on pages 18 - 19 for further information under section Distance Between Home and School.

Godmanchester Bridge Academy

Telephone: 01480 276599

2 Butcher Drive, Godmanchester, Huntingdon PE29 2NL

School code: 2036

Age range: 4 to 11

PAN for 2026: 30

School type: Academy

Catchment Area: The catchment area for Godmanchester Bridge Academy is defined as the parish of Godmanchester, including the Roman's Edge development.

Oversubscription Criteria:

Children who have a Statement of Special Educational Need (SEN) / Education Health and Care Plan (EHCP) that names the school will be admitted. NB. Those children with a statement of SEN / EHCP that does not name the school will be referred to the Statutory Assessment Team (SAT) to determine an appropriate place.

1. Children in Care (CIC) and Children who were previously in care (CIC) but ceased to be so by reason of adoption, a residence order (now known as a child arrangement order) or special guardianship order.
2. Children who have been in state care outside of England and ceased to be in state care as a result of being adopted.
3. Children living in the catchment area with a sibling at the school at the time of admission.

4. Other children living in the catchment area.
5. Children living outside the catchment area who have a sibling at the school at the time of admission.
6. Other children.

In cases of equal merit in each set of criteria, priority will go to children living nearest the school as measured by a straight line. Please refer to the Glossary of Terms on pages 18 - 19 for further information under section Distance Between Home and School.

Gorefield Primary Academy

Telephone: 01945 870321

69 High Road, Gorefield, Wisbech, PE13 4NB

School code: 2067

Age range: 4 to 11

PAN for 2026: 15

School type: Academy

Catchment Area: Gorefield village and surrounding area north to North Level Main Drain and Fitton End; west to include Harold Bridge and as far but not including Seeley's Lane; south to but not including Leverington Common; east to but not including Mays Lane.

Oversubscription Criteria:

Children with Statements of Special Educational Needs

Children with a Statement of Special Educational Needs will be dealt with in accordance with the Code of Practice on Special Educational Needs. Where Gorefield Primary Academy is named in a child's statement the Academy has a duty to admit the pupil, this will reduce the number of places available.

1. Children in Care (CIC) and Children who were previously in care (CIC) but ceased to be so by reason of adoption, a residence order (now known as a child arrangement order) or special guardianship order.
2. Children living³² in the catchment area with a sibling³³ at the school at the time of admission.
3. Children living in the catchment area.
4. Children living outside the catchment area who have a sibling at the school at the time of admission.
5. Children living outside the catchment area who have applied and been unable to gain a place at their Cambridgeshire catchment area school because of oversubscription.
6. Children who live outside the catchment area.

In cases of equal merit in each set of criteria, priority will go to children living nearest the school as measured by a straight line. Please refer to the Glossary of Terms on pages 18 - 19 for further information under section Distance Between Home and School.

Great and Little Shelford C of E Primary School

Telephone: 01223 843107

Church Street, Great Shelford, Cambridgeshire, CB22 5EL

School code: 3310

Age range: 4 to 11

PAN for 2026: 30

³² Home Address - the place the child resides for the majority of school nights with an adult who has parental responsibility.

³³ Sibling – Shares same biological parents, brother sister, half-brother/sister or legally adopted living at same address as child.

School type: Voluntary aided

Catchment Area: Great Shelford, Little Shelford. Great and Little Shelford Primary School is a Church of England Voluntary Aided Church School and as such welcomes all children from the local community and beyond who wish to attend a church school. The school enjoys a close relationship with the two parish churches (and the local Free Church) to the mutual benefit of its families, the congregations and the wider community

Oversubscription Criteria:

The published admission number for the school is 30. If the number of children applying for entry exceeds the available 30 places in a year group, we apply the criteria set out below in order to determine whether a child will be offered a place or not. Although it is our wish to allow parents/guardians the right to have a place at the school of their choice this is not always possible. All preferences are treated equally.

Children who have a statement of special educational needs that names the school will be admitted. N.B. Those children with a statement of special educational needs that does not name the school will be referred to Student Assessment to determine an appropriate place.

In the event of oversubscription, places will be offered in the following order of priority:

1. Children in Care, previously known as Looked After Children (LAC)¹, and children who were previously Children in Care but ceased to be so by reason of adoption, a residence order (now known as a child arrangement order) or a special guardianship order.
2. Children who appear to the Admission Authority to have been in state care (i.e. in the care of or accommodated by a public authority, religious organisation or any other provider whose sole/main purpose is to benefit society) outside of England but ceased to be so as a result of being adopted only.²
3. Children living in the Great and Little Shelford catchment using the following criteria:
 - a. Children with a sibling⁴ at the school at the time of admission.
 - b. Children whose families attend public worship at St Mary's Church, Great Shelford or All Saints Church, Little Shelford regularly (e.g. monthly or more frequently) and have done so for a period of one year⁵ before the National Closing Date for applications.
 - c. Children whose families attend public worship at any other Christian church⁶ regularly (e.g. monthly or more frequently) and have done so for a period of one year⁵ before the National Closing Date for applications.
 - d. Children living closest to the school according to the shortest straight line distance⁷.
4. Children living outside the Great and Little Shelford catchment using the same criterion a-d

Notes

¹ A Child in Care is a child who is in the care of a local authority in England, or is being provided with accommodation by a local authority in England in the exercise of their social services functions.

² A child is regarded as having been in state care in a place outside of England if they were accommodated by a public authority, a religious organisation or any other provider of care whose sole purpose is to benefit society.

³ See Primary Catchments under Schools and Learning in My Maps at: <https://my.cambridgeshire.gov.uk/>

⁴ The school adopts the LA definition, which defines siblings as children, usually brothers or sisters, aged between 4 and 16, who live together in the same family unit.

⁵ In the event that during the period specified for attendance at worship the church has been closed for public worship and has not provided alternative premises for that worship, the requirements of these admissions arrangements in relation to attendance will only apply to the period when the church or alternative premises have been available for public worship.

⁶ 'Christian church' means a church which is designated as such, nationally by the Archbishops of Canterbury and York, or locally by the diocesan bishop, or which is a member of Churches Together in England, or affiliated to the Evangelical Alliance, or a Partner Church of Affinity.

⁷ The distance, for admissions purposes, is measured using the straight line distance from the reference point of the home to the reference point of the school both as determined by the Ordnance Survey (OS) Address Base Premium™. These distances are produced by the LA Admissions team for the school. For families who live outside the area covered by the Cambridgeshire mapping system, distances are determined using a combination of local maps and on-line resources. In the event of (a) two or more children living at the same address point (e.g. children resident in a block of flats) or (b) two addresses measuring the same distance from the school, the ultimate tiebreaker will be random selection, witnessed by a Council officer, independent of the Admissions Team.

Under criteria 2 and 3 above, applications made under sub-sections b) and c) must be supported by the completion of the school's Supplementary Information Form. This SIF should be submitted to the school by the application deadline. In case of equal merit, priority will go to children living nearest to the school according to the shortest straight line distance. Please refer to the Glossary of Terms on pages 18 - 19 for further information under section Distance Between Home and School.

Great Abington Primary School

Telephone: 01223 891362

High Street, Great Abington, Cambridgeshire, CB21 6AE

School code: 2016

Age range: 4 to 11

PAN for 2026: 20

School type: Community

Catchment Area: Great Abington, Little Abington and Hildersham

Oversubscription Criteria: Please see page 27

Great Paxton C of E Primary School

Telephone: 01480 472132

Mount Pleasant, Great Paxton, Huntingdon, PE19 6YJ

School code: 3068

Age range: 4 to 11

PAN for 2026: 17

School type: Voluntary controlled

Catchment Area: Great Paxton

Oversubscription Criteria: Please see page 27

Great Staughton Primary School

Telephone: **01480 860324**

The Causeway, Great Staughton, Huntingdon, PE19 5BP

School code: 2210

Age range: 4 to 11

PAN for 2026: 15*

School type: Academy

*This is not the same as the 2025-6 PAN

Catchment Area: Great Staughton, Perry and Dillington

Oversubscription Criteria:

Children who have a Statement of Special Educational Need (SEN) / Education Health and Care Plan (EHCP) that names the school will be admitted. NB. Those children with a statement of SEN / EHCP that does not name the school will be referred to the Statutory Assessment Team (SAT) to determine an appropriate place.

1. Children in Care (CIC) and Children who were previously in care (CIC) but ceased to be so by reason of adoption, a residence order (now known as a child arrangement order) or special guardianship order.
2. Children living³⁴ in the catchment area with a sibling³⁵ at the school at the time of admission.
3. Children living in the catchment area.
4. Children living outside the catchment area who have a sibling at the school at the time of admission.
5. Children living outside the catchment area who have applied and been unable to gain a place at their Cambridgeshire catchment area school because of oversubscription.
6. Children who live outside the catchment area.

In cases of equal merit in each set of criteria, priority will go to children living nearest the school as measured by a straight line. Please refer to the Glossary of Terms on pages 18 - 19 for further information under section Distance Between Home and School.

Great Wilbraham C of E Primary Academy

Telephone: **01223 880408**

Church Street, Wilbraham, Cambridgeshire, CB21 5JQ

School code: 2100

Age range: 3 to 11

PAN for 2026: 15

School type: Academy

Catchment Area: Great Wilbraham, Little Wilbraham and Six Mile Bottom

Oversubscription Criteria:

Children who have a Statement of Special Educational Need (SEN) / Education Health and Care Plan (EHCP) that names the school will be admitted. NB. Those children with a statement of SEN / EHCP that does not name the school will be referred to the Statutory Assessment Team (SAT) to determine an appropriate place.

1. Children in Care (CIC) and children who were previously in care (CIC) but ceased to be so by reason of adoption, a residence order (now known as a child arrangement order) or special guardianship order.
2. Children living in the catchment area with a sibling at the school at the time of admission.
3. Children living in the catchment area.
4. Children living outside the catchment area who have a sibling at the school at the time of admission.
5. Children living outside the catchment area who have applied and been unable to gain a place at their

³⁴ Home Address - the place the child resides for the majority of school nights with an adult who has parental responsibility.

³⁵ Sibling – Shares same biological parents, brother sister, half-brother/sister or legally adopted living at same address as child.

Cambridgeshire catchment area school because of oversubscription.

6. Children who live outside the catchment area, but nearest the school as measured by a straight line.

In cases of equal merit in each set of criteria, priority will go to children living nearest the school as measured by a straight line. Please refer to the Glossary of Terms on pages 18 - 19 for further information under section Distance Between Home and School.

The Grove Primary School

Tel: 01223 577017

Campkin Road, Cambridge, CB4 2NB

School code: 2123

Age range: 4 to 11

PAN for 2026: 30

School type: Community

Catchment area: For information about your catchment school please visit www.cambridgeshire.gov.uk/admissions and check on My Cambridgeshire using the 'My House' tab.

Oversubscription Criteria: Please see page 27

Guilden Morden C of E Primary Academy

Telephone: 01763 852318

Pound Green, Guilden Morden, SG8 0JZ

School code: 2042

Age range: 2 to 11

PAN for 2026: 15

School type: Academy

Catchment Area: This school does not operate a catchment area

Oversubscription Criteria:

When the school is oversubscribed, after the admission of Children with an Education, Health and Care Plan (EHCP) where the Academy is named, priority for admission will be given to those children who meet the criteria set out below:

- 1 Looked after children³⁶ and previously looked after children³⁷ including those who appear (to the Admissions Authority) to have been in state care outside of England³⁸ and ceased to be in state care as a result of being adopted³⁹.
- 2 Sibling⁴⁰: where the child has a sibling in the school or a sibling has already been offered a place at the school, and where the sibling will still be attending the school at the time of admission but not in a specialist unit or a specialist resource base for Hearing Impaired provision or in a nursery/pre-school. Priority will be given, where necessary, to applications where there is the smallest age gap.
- 3 Children of staff recruited to fill a vacant post at the school for which there is a demonstrable skill shortage. DEMAT is required to approve the Headteachers' designation of such posts and confirm the assessment that a member of staff appointed meets the requirements of the shortage. Priority will be limited to one place for each form of entry in any year.
- 4 All other applicants

In cases of equal merit in each set of criteria, priority will go to children living nearest the school as measured by a straight line. Please refer to the Glossary of Terms on pages 18 - 19 for further information under section Distance Between Home and School.

Guyhirn C of E Primary School

Telephone: **01945 450247**

High Road, Guyhirn, Wisbech, PE13 4ED

School code: 3056

Age range: 2 to 11

PAN for 2026: 12

School type: Academy

Catchment Area: This school does not operate a catchment area

Oversubscription Criteria:

When the school is oversubscribed, after the admission of Children with an Education, Health and Care Plan (EHCP) where the Academy is named, priority for admission will be given to those children who meet the criteria set out below:

³⁶ A 'looked after child' is a child who is (a) in the care of a local authority, or (b) being provided with accommodation by a local authority in the exercise of their social services functions (see the definition in Section 22(1) of the Children Act 1989) at the time of making an application to a school.

³⁷ Children who were looked after, but ceased to be so because they were adopted or became subject to a child arrangements order or special guardianship order, immediately following having been looked after,

³⁸ A child is regarded as having been in state care outside of England if they were in the care of or were accommodated by a public authority, a religious organisation, or any other provider of care whose sole or main purpose is to benefit society.

³⁹ This includes children who were adopted under the Adoption Act 1976 (see Section 12 adoption orders) and children who were adopted under the Adoption and Children Act 2002 (see Section 46 adoption orders).

⁴⁰ The term 'sibling' includes: natural, half, step, and adopted brothers and sisters; a child of the partner of the parent; and children who are fostered into the family. In all these cases, the child and their sibling will both be living at the same address (that is where the child is ordinarily resident) in a single family unit. This means that children in other family units, living together at the same address, are not considered siblings under this criterion.

- 1 Looked after children⁴¹ and previously looked after children⁴² including those who appear (to the Admissions Authority) to have been in state care outside of England⁴³ and ceased to be in state care as a result of being adopted⁴⁴.
- 2 Sibling⁴⁵: where the child has a sibling in the school or a sibling has already been offered a place at the school, and where the sibling will still be attending the school at the time of admission but not in a specialist unit or a specialist resource base for Hearing Impaired provision or in a nursery/pre-school. Priority will be given, where necessary, to applications where there is the smallest age gap.
- 3 Children of staff recruited to fill a vacant post at the school for which there is a demonstrable skill shortage. DEMAT is required to approve the Headteachers' designation of such posts and confirm the assessment that a member of staff appointed meets the requirements of the shortage. Priority will be limited to one place for each form of entry in any year.
- 4 All other applicants

In cases of equal merit in each set of criteria, priority will go to children living nearest the school as measured by a straight line. Please refer to the Glossary of Terms on pages 18 - 19 for further information under section Distance Between Home and School.

Hardwick and Cambourne Community Primary School

Telephone: 01954 210070

Hardwick Campus: Limes Road, Hardwick, Cambridgeshire, CB23 7RE

Cambourne Campus: Sheepfold Lane, Cambourne, CB23 6FR

School code: 2315

Age range: 4 to 11

PAN for 2026: 105

School type: Community

The catchment area serves the village of Hardwick, and the whole of Cambourne.

When applying, you are unable to specify which site you wish your child to attend. Children are allocated to a site based on address and postcode. However, if that site is full you will be allocated a space at the alternate site.

Oversubscription Criteria: Please see page 27

Harston and Newton Primary School

⁴¹ A 'looked after child' is a child who is (a) in the care of a local authority, or (b) being provided with accommodation by a local authority in the exercise of their social services functions (see the definition in Section 22(1) of the Children Act 1989) at the time of making an application to a school.

⁴² Children who were looked after, but ceased to be so because they were adopted or became subject to a child arrangements order or special guardianship order, immediately following having been looked after,

⁴³ A child is regarded as having been in state care outside of England if they were in the care of or were accommodated by a public authority, a religious organisation, or any other provider of care whose sole or main purpose is to benefit society.

⁴⁴ This includes children who were adopted under the Adoption Act 1976 (see Section 12 adoption orders) and children who were adopted under the Adoption and Children Act 2002 (see Section 46 adoption orders).

⁴⁵ The term 'sibling' includes: natural, half, step, and adopted brothers and sisters; a child of the partner of the parent; and children who are fostered into the family. In all these cases, the child and their sibling will both be living at the same address (that is where the child is ordinarily resident) in a single family unit. This means that children in other family units, living together at the same address, are not considered siblings under this criterion.

Telephone: **01223 870345**
High Street, Harston, Cambridgeshire, CB22 7PX
School code: 2018
Age range: 4 to 11
PAN for 2026: 15
School type: Academy

Catchment Area: Harston and Newton

Oversubscription Criteria:

Children who have a Statement of Special Educational Need (SEN) / Education Health and Care Plan (EHCP) that names the school will be admitted. NB. Those children with a statement of SEN / EHCP that does not name the school will be referred to the Statutory Assessment Team (SAT) to determine an appropriate place.

1. Children in Care (CIC) and Children who were previously in care (CIC) but ceased to be so by reason of adoption, a residence order (now known as a child arrangement order) or special guardianship order ;
2. Children who appear to have been in state care outside of England and ceases to be in state care as a result of being adopted.
3. Children living in the catchment area with a sibling at the school (or partner infant/junior school) at the time of admission;
4. Children living in the catchment area;
5. Children living outside the catchment area who have a sibling at the school (or partner infant/junior school) at the time of admission;
6. Children of members of staff, providing that they have been employed for a minimum of two years and/or are recruited to fill a vacant post for which there is a demonstrable skills shortage.
7. Children who live outside the catchment area, but nearest the school as measured by a straight line.

In cases of equal merit in each set of criteria, priority will go to children living nearest the school as measured by a straight line. Please refer to the Glossary of Terms on pages 18 - 19 for further information under section Distance Between Home and School.

Hartford Infant and Preschool

Telephone: **01480 398046**
Mayfield Crescent, Huntingdon, PE29 1UL
School code: 2252
Age range: 3 to 7
PAN for 2026: 60
School type: Academy

Catchment Area: All those roads including and within the following area; Owl Way, Eagle Way, and all roads leading from them; Sapley Road and new Main Street to Coneygear Road; south side of Coneygear Road from Sapley Road to Buttsgrove Way; east side of Buttsgrove Way and south side of American Lane to Drivers Avenue; Drivers Avenue; East Street, Hartford Road from East Street to Main Street, Main Street, Church Lane; The Hollow; The Grove; A141 from roundabout to level with Coneygear Road.

Oversubscription Criteria:

Children who have a Statement of Special Educational Need (SEN) / Education Health and Care Plan (EHCP) that names the school will be admitted. NB. Those children with a statement of SEN / EHCP that does not name the school will be referred to the Statutory Assessment Team (SAT) to determine an appropriate place.

1. Children in Care (CIC) and children who were previously in care (CIC) but ceased to be so by reason of adoption, a residence order (now known as a child arrangement order) or special guardianship order;
2. Children who appear to the Admission Authority to have been in state care (i.e. in the care of or accommodated by a public authority, religious organisation or any other provider whose

sole/main purpose is to benefit society) outside of England but ceased to be so as a result of being adopted only.

3. Children living in the catchment area with a sibling at the school (or partner junior school) at the time of admission;
4. Other children living in the catchment area;
5. Children who live outside the catchment area who have a sibling at the school (or partner junior school) at the time of admission;
6. Children who live outside the catchment area, but nearest the school as measured by a straight line.

In cases of equal merit in each set of criteria, priority will go to children living nearest the school as measured by a straight line. Please refer to the Glossary of Terms on pages 18 - 19 for further information under section Distance Between Home and School.

Hartford Junior School

Telephone: **01480 454695**

Mayfield Crescent, Huntingdon, PE29 1UL

School code: 2045

Age range: 7 to 11

PAN for 2026: 60

School type: Academy

Catchment Area: See entry for Hartford Infant School

Oversubscription Criteria:

Children who have a Statement of Special Educational Need (SEN) / Education Health and Care Plan (EHCP) that names the school will be admitted. NB. Those children with a statement of SEN / EHCP that does not name the school will be referred to the Statutory Assessment Team (SAT) to determine an appropriate place.

1. Children in Care (CIC) and children who were previously in care (CIC) but ceased to be so by reason of adoption, a residence order (now known as a child arrangement order) or special guardianship order;
2. Children who appear to have been in state care outside of England and ceases to be in state care as a result of being adopted.
3. Children who live in the catchment area, attend the partner infant school and who have a sibling at the school (or partner infant school) at the time of admission.
4. Children who live in the catchment area who have a sibling at the school (or partner infant school) at the time of admission.
5. Children who live in the catchment area and who attend the partner infant school.
6. Children living in the catchment area.
7. Children who live outside the catchment area, but attend the partner infant school and have a sibling at the school (or partner infant school) at the time of admission.
8. Children who live outside the catchment area, but have a sibling at the school (or partner infant school) at the time of admission.
9. Children who live outside the catchment area, but who attend the partner infant school.
10. Children living outside the catchment area who have applied and been unable to gain a place at their Cambridgeshire catchment area school because of oversubscription.
11. Children who live outside the catchment area, but nearest the school as measured by a straight line.

In cases of equal merit in each set of criteria, priority will go to children living nearest the school as measured by a straight line. Please refer to the Glossary of Terms on pages 18 - 19 for further information under section Distance Between Home and School.

Haslingfield Primary School

Telephone: **01223 870457**

High Street, Haslingfield, Cambridgeshire, CB23 1JW

School code: 3035

Age range: 4 to 11

PAN for 2026: 20

School type: Voluntary controlled

Catchment Area: Haslingfield and Harlton

Oversubscription Criteria: Please see page 27

Hatton Park Primary School

Telephone: **01954 273315**

Hatton's Park, Longstanton, Cambridgeshire, CB24 3DL

School code: 2007

Age range: 4 to 11

PAN for 2026: 60

School type: Academy

Catchment Area: Longstanton

Oversubscription Criteria:

Children who have a Statement of Special Educational Need (SEN) / Education Health and Care Plan (EHCP) that names the school will be admitted. NB. Those children with a statement of SEN / EHCP that does not name the school will be referred to the Statutory Assessment Team (SAT) to determine an appropriate place.

1. Children in Care (CIC) and children who were previously in care (CIC) but ceased to be so by reason of adoption, a residence order (now known as a child arrangement order) or special guardianship order;
2. Children living in the catchment area with a sibling at the school at the time of admission.
3. Children living in the catchment area.
4. Children living outside the catchment area who have a sibling at the school at the time of admission.
5. Children living outside the catchment area who have applied and been unable to gain a place at their Cambridgeshire catchment area school because of oversubscription.
6. Children who live outside the catchment area, but nearest the school as measured by a straight line.

In cases of equal merit in each set of criteria, priority will go to children living nearest the school as measured by a straight line. Please refer to the Glossary of Terms on pages 18 - 19 for further information under section Distance Between Home and School.

Hauxton Primary School

Telephone: **01223 870364**

Jopling Way, Hauxton, Cambridgeshire, CB22 5HY

School code: 2205

Age range: 4 to 11

PAN for 2026: 15

School type: Community

Catchment Area: Hauxton

Oversubscription Criteria: Please see page 27

Hemingford Grey Primary School

Telephone: **01480 375040**

St Ives Road, Hemingford Grey, Huntingdon, PE28 9DU

School code: 2211

Age range: 4 to 11

PAN for 2026: 45

School type: Community

Catchment Area: Hemingford Abbots, Hemingford Grey, Greenfields, London Road, St Ives and those houses in London Road south of the river. Also included are the new developments on London Road including Skylark Place, Goldcrest Road, Dunnock Way, Wren Close, and Tern Drive.

Oversubscription Criteria: Please see page 27

Histon and Impington Park Primary

Telephone: **01223 568826**

Glebe Way, Histon, CB24 9AQ

School code: 2319

Age range: 4 to 11

PAN for 2026: 60

School type: Academy

Catchment Area: Histon and Impington

Oversubscription Criteria:

Children who have a Statement of Special Educational Need (SEN) / Education Health and Care Plan (EHCP) that names the school will be admitted. NB. Those children with a statement of SEN / EHCP that does not name the school will be referred to the Statutory Assessment Team (SAT) to determine an appropriate place.

1. Children in Care (CIC) and Children who were previously in care (CIC) but ceased to be so by reason of adoption, a residence order (now known as a child arrangement order) or special guardianship order. Children who appear to have been in state care outside of England and ceases to be in state care as a result of being adopted.
2. Children living in the catchment area with a sibling at the school at the time of admission.
3. Children living in the catchment area.
4. Children living outside the catchment area who have a sibling at the school at the time of admission.
5. Children living outside the catchment area who have applied and been unable to gain a place at their Cambridgeshire catchment area school because of oversubscription.
6. Children who live outside the catchment area, but nearest the school as measured by a straight line.

In cases of equal merit in each set of criteria, priority will go to children living nearest the school as measured by a straight line. Please refer to the Glossary of Terms on pages 18 - 19 for further information under section Distance Between Home and School.

Histon and Impington Brook Primary

Telephone: **01223 712192**

The Green, Histon, Cambridgeshire, CB24 9JA

School code: 2318

Age range: 4 to 11

PAN for 2026: 60

School type: Academy

Catchment Area: Histon and Impington

Oversubscription Criteria:

Children who have a Statement of Special Educational Need (SEN) / Education Health and Care Plan (EHCP) that names the school will be admitted. NB. Those children with a statement of SEN / EHCP that does not name the school will be referred to the Statutory Assessment Team (SAT) to determine an appropriate place.

1. Children in Care (CIC) and Children who were previously in care (CIC) but ceased to be so by reason of adoption, a residence order (now known as a child arrangement order) or special guardianship order. Children who appear to have been in state care outside of England and ceases to be in state care as a result of being adopted.
2. Children living in the catchment area with a sibling at the school at the time of admission.
3. Children living in the catchment area.
4. Children living outside the catchment area who have a sibling at the school at the time of admission.
5. Children living outside the catchment area who have applied and been unable to gain a place at their Cambridgeshire catchment area school because of oversubscription.
6. Children who live outside the catchment area, but nearest the school as measured by a straight line.

In cases of equal merit in each set of criteria, priority will go to children living nearest the school as measured by a straight line. Please refer to the Glossary of Terms on pages 18 - 19 for further information under section Distance Between Home and School.

Holme C of E Primary Academy

Telephone: **01487 830342**

Church Street, Holme, PE7 3PB

School code: 3070

Age range: 4 to 11

PAN for 2026: 17

School type: Academy

Catchment Area: This school does not operate a catchment area

Oversubscription Criteria:

When the school is oversubscribed, after the admission of Children with an Education, Health and Care Plan (EHCP) where the Academy is named, priority for admission will be given to those children who meet the criteria set out below:

1. Looked after children⁴⁶ and previously looked after children⁴⁷ including those who appear (to the Admissions Authority) to have been in state care outside of England⁴⁸ and ceased to be in state care as a result of being adopted⁴⁹.
2. Sibling⁵⁰: where the child has a sibling in the school or a sibling has already been offered a place at the school, and where the sibling will still be attending the school at the time of admission but not in a specialist unit or a specialist resource base for Hearing Impaired provision or in a nursery/pre-school. Priority will be given, where necessary, to applications where there is the smallest age gap.
3. Children of staff recruited to fill a vacant post at the school for which there is a demonstrable skill shortage. DEMAT is required to approve the Headteachers' designation of such posts and confirm the assessment that a member of staff appointed meets the requirements of the shortage. Priority will be limited to one place for each form of entry in any year.
4. All other applicants

In cases of equal merit in each set of criteria, priority will go to children living nearest the school as measured by a straight line. Please refer to the Glossary of Terms on pages 18 - 19 for further information under section Distance Between Home and School.

Holywell C of E Primary School

Telephone: 01480 462007

Mill Way, Needingworth, Huntingdon, PE27 4TF

School code: 3071

Age range: 4 to 11

PAN for 2026: 30

School type: Voluntary controlled

Catchment Area: Holywell and Needingworth

Oversubscription Criteria: Please see page 27

Houghton Primary School

Telephone: 01480 463398

Chapel Lane, Houghton, Huntingdon, PE28 2AY

School code: 2212

⁴⁶ A 'looked after child' is a child who is (a) in the care of a local authority, or (b) being provided with accommodation by a local authority in the exercise of their social services functions (see the definition in Section 22(1) of the Children Act 1989) at the time of making an application to a school.

⁴⁷ Children who were looked after, but ceased to be so because they were adopted or became subject to a child arrangements order or special guardianship order, immediately following having been looked after,

⁴⁸ A child is regarded as having been in state care outside of England if they were in the care of or were accommodated by a public authority, a religious organisation, or any other provider of care whose sole or main purpose is to benefit society.

⁴⁹ This includes children who were adopted under the Adoption Act 1976 (see Section 12 adoption orders) and children who were adopted under the Adoption and Children Act 2002 (see Section 46 adoption orders).

⁵⁰ The term 'sibling' includes: natural, half, step, and adopted brothers and sisters; a child of the partner of the parent; and children who are fostered into the family. In all these cases, the child and their sibling will both be living at the same address (that is where the child is ordinarily resident) in a single family unit. This means that children in other family units, living together at the same address, are not considered siblings under this criterion.

Age range: 4 to 11
PAN for 2026: 30
School type: Community

Catchment Area: Houghton and Wyton, excluding the houses which were formerly part of RAF Wyton and excluding the new housing development in St Ives West, south of Houghton Road.

Oversubscription Criteria: Please see page 27

Huntingdon Nursery & Primary Federation

Telephone: 01480 375113
Ambury Road, Huntingdon, PE29 1AD
School code: 3945
Age range: 4 to 11
PAN for 2026: 75
School type: Community

Catchment Area: All those roads including and within the following area; St Peters Road from Redwings Way to Ermine Street; Ermine Street, Cromwell Walk; Walden Road; Castle Moat Road; Riverside Walk including all those roads west of Cromwell Walk and Walden Road up to the railway line; Hartford Road up to the level with Cross Street, South Street; Cross Street, North Street; north side of American Lane up to California Road; California Road to Silverbirch Close; from Silverbirch Close across to Elm Close; Elm Close to St Peters Road.

Oversubscription Criteria: Please see page 27

The Icknield Primary School

Telephone: **01223 508750**
Lynton Way, Sawston, Cambridgeshire, CB22 3EA
School code: 2202
Age range: 4 to 11
PAN for 2026: 30
School type: Academy

Catchment Area: This school does not have a geographically defined catchment area.

Oversubscription Criteria:

Children who have an Education Health and Care Plan (EHCP) that names the school will be admitted. NB. Those children with an EHCP that does not name the school will be referred to the Statutory Assessment Team (SAT) to determine an appropriate place.

The remaining places will be given to those children who meet the criteria set out below, in priority order:

1. Children In Care, sometimes known as Looked After Children, and previously Looked After Children
2. Siblings of pupils already attending the school at the time of admission
3. Children of staff *
4. All other children, ranked according to the distance between their home and the school

*Staff whose children can be admitted under criterion 3, means any person who is employed by the Trust to work at *this school* in whatever capacity, teaching or non-teaching.

In cases of equal merit in each set of criteria, priority will go to children living nearest the school as measured by a straight line. Please refer to the Glossary of Terms on pages 18 - 19 for further information under section Distance Between Home and School.

Isleham C of E Primary School

Telephone: 01638 780336

Malting Lane, Isleham, Ely, CB7 5RZ

School code: 3022

Age range: 4 to 11

PAN for 2026: 30

School type: Voluntary controlled

Catchment Area: Isleham and Chippenham

Oversubscription Criteria: Please see page 27.

Isle of Ely Primary School

Telephone: 01353 612818

School Road, Ely, CB6 2FG

School code: 2025

Age range: 3 to 11

PAN for 2026: 60

School type: Academy

Catchment Area: This school does not have a geographical catchment area.

Oversubscription Criteria:

Children who have a statement of special educational needs or an Education, Health and Care Plan (EHCP) that names Isle of Ely Primary School will be admitted. NB: Those children with a statement of special educational needs or EHCP that does not name the school will be referred to the LA SEN Team to determine an appropriate place.

Children who have a statement of special educational or an EHCP fall outside the ordinary admissions system and therefore do not feature within the oversubscription criteria.

In the event of a year group being oversubscribed, and after the admission of pupils with a Statement of Special Educational Needs or an EHCP where the school is named, priority for admission will be given to those children who meet the criteria set out below, in order:-

- A: A Child in Care (CIC) or child who was previously in care (CIC) but immediately after being in care became subject to an adoption, child arrangements, or special guardianship order. A looked after child is a child who is (a) in the care of a local authority, or (b) being provided with accommodation by a local authority in the exercise of its social services functions (see definition in section 22(1) of the Children Act 1989.
- B: Children with a sibling attending the school at the time of application who is reasonably expected to still be attending the school at the proposed time of admission
- C: Other children by distance from the school with priority for admission being given to those who live nearest to the school as measured by a straight line.

In cases of equal merit in each set of criteria, priority will go to children living nearest the school as measured by a straight line. Please refer to the Glossary of Terms on pages 18 - 19 for further information under section Distance Between Home and School.

Jeavons Wood Primary School

Telephone: **01954 717180**

Eastgate, Great Cambourne, CB23 6DZ

School code: 5205

Age range: 3 to 11

PAN for 2026: 60

School type: Academy

Catchment Area: The school will serve the whole of Cambourne. Please also see entry for Hardwick Primary School.

Oversubscription Criteria:

Where numbers of applications for any year group exceed the number of published year group places, after the admission of pupils with a statement of SEN naming the school, applications will be considered in the following order of priority.

- 1) Children in Care, also known as Looked After Children (LAC); and children who were looked after but ceased to be so by reason of an adoption or resident order or special guardianship order.
- 2) Children who appear to the Admission Authority to have been in state care (i.e. in the care of or accommodated by a public authority, religious organisation or any other provider whose sole/main purpose is to benefit society) outside of England but ceased to be so as a result of being adopted only.
- 3) Children living in the catchment area who have a sibling at the school at the time of admission. Parents may contact the Local Authority (LA) if they are uncertain whether or not they reside in the catchment area. The home address is defined as the address of the adult with parental responsibility with whom the child normally lives and which applies at the time of application. Applications based on future addresses can only be considered up to 6 teaching weeks before the child is expected to take up the place.
- 4) Other children living in the catchment area.
- 5) Children who live outside the catchment area who have a sibling at the school at the time of admission.
- 6) Children who live outside the catchment area.

If more applications are received than there are places under any of the over-subscription criteria then the places will be offered in order of distance from the home address to the relevant point, distance being measured in a straight line from the front door of the pupil's accommodation to the relevant point. Please refer to the Glossary of Terms on pages 18 - 19 for further information under section Distance Between Home and School.

Kennett Primary School

Telephone: **01638 750386**

Howe Hill Road, Kennett, CB8 7WL

School code: 2021

Age range: 3 to 11

PAN for 2026: 15

School type: Academy

Catchment Area: Kennett

Oversubscription Criteria:

All children whose statement of Special Educational Needs (SEN) or Education, Health and Care (EHC) plan names the school will be admitted before any other places are allocated.

If the school is not oversubscribed, all applicants will be offered a place.

In the event that the school receives more applications than the number of places it has available, places will be given to those children who meet any of the criteria set out below, in order until all places are filled.

1. Highest priority will be given to looked after children ¹ and all previously looked after children ² who apply for a place at the school. This includes children who appear to the Admissions Authority to have been in state care (i.e. in the care of or accommodated by a public authority, religious organisation or other provider whose sole/main purpose is to benefit society) outside of England but ceased to be so as a result of being adopted only.

2. Priority will next be given to children living in the catchment area with siblings at the school. Siblings include step siblings, foster siblings, adopted siblings and other children living permanently at the same address. Priority will not be given to children with siblings who are former pupils of the school.

3. Children living in the catchment area.

4. Children living outside the catchment area with siblings at the school. Siblings include step siblings, foster siblings, adopted siblings and other children living permanently at the same address. Priority will not be given to children with siblings who are former pupils of the school.

5. Priority will next be given to children of staff at the school, in either of the following circumstances:

- a) The member of staff has been employed at the school for two or more years at the time at which the application for admission to the school is made, or
- b) The member of staff is recruited to fill a vacant post for which there is a demonstrable skill shortage.

6. Children living outside of the catchment area of the school.

In cases of equal merit, priority will go to the child closest to the school by the shortest straight line distance from the reference point of the home to the reference point of the school both as determined by the National Land and Property Gazetteer (NLPG). **Please refer to the Glossary of Terms on pages 18 - 19 for further information under section Distance Between Home and School.**

1 Please refer to definitions listed above.

Looked after children are children who, at the time of making an application to a school, are:

- In the care of a local authority, or
- Being provided with accommodation by a local authority in exercise of its social services functions

Previously looked after children are children who were looked after, but ceased to be so because they:

Were adopted under the Adoption Act 1976 or the Adoption and Children Act 2002, or

- Became subject to a child arrangement order, or
- Became subject to a special guardianship order

This includes children who appear to the Admissions Authority to have been in state care (i.e. in the care of or accommodated by a public authority, religious organisation or other provider whose sole/main purpose is to benefit society) outside of England but ceased to be so as a result of being adopted only.

² Please refer to definitions listed above.

Kettlefields Primary School

Telephone: **01638 508360**

Stetchworth Road, Dullingham, CB8 9UH

School code: 2442

Age range: 4 to 11

PAN for 2026: 20

School type: Community

Catchment Area: Dullingham, Stetchworth and Dullingham Ley National Stud

Oversubscription Criteria: Please see page 27.

Kimbolton Primary Academy

Telephone: **01480 860743**

Newtown, Kimbolton, Huntingdon, PE28 0HY

School code: 2023

Age range: 4 to 11

PAN for 2026: 15*

School type: Academy

*This is not the same as the 2025-06 PAN.

Catchment Area: Covington, Tilbrook, Kimbolton and Stonely

Oversubscription Criteria:

Children who have a Statement of Special Educational Need (SEN) / Education Health and Care Plan (EHCP) that names the school will be admitted. NB. Those children with a statement of SEN / EHCP that does not name the school will be referred to the Statutory Assessment Team (SAT) to determine an appropriate place.

1. Children in Care (CIC) and Children who were previously in care (CIC) but ceased to be so by reason of adoption, a residence order (now known as a child arrangement order) or special guardianship order.
2. Children living⁵¹ in the catchment area with a sibling⁵² at the school at the time of admission.
3. Children living in the catchment area.
4. Children living outside the catchment area who have a sibling at the school at the time of admission.
5. Children living outside the catchment area who have applied and been unable to gain a place at their Cambridgeshire catchment area school because of oversubscription.
6. Children who live outside the catchment area.

In cases of equal merit in each set of criteria, priority will go to children living nearest the school as measured by a straight line. Please refer to the Glossary of Terms on pages 18 - 19 for further information under section Distance Between Home and School.

Kinderley Primary School

Telephone: **01945 870374**

Church Lane, Tydd St Giles, Wisbech, PE13 5LG

School code: 2331

Age range: 2 to 11

PAN for 2026: 13

School type: Community

Catchment Area: Tydd St Giles village and the surrounding area bounded by the Lincolnshire border to the west and north and by the North Level Main Drain to the south and east. Newton village and the surrounding area bounded in the west by Block Drove; in the north by the North Level Main Drain to the Lincolnshire and Norfolk borders; and in the south by, and including Ferry Lane, Sutton Road, to and

⁵¹ Home Address - the place the child resides for the majority of school nights with an adult who has parental responsibility.

⁵² Sibling – Shares same biological parents, brother sister, half-brother/sister or legally adopted living at same address as child.

including Littler Ramper and thereafter south to, but not including, Fitton End. The catchment area also includes Foul Anchor, Four Gotes and Fenland area of Tydd Gote.

Oversubscription Criteria: Please see page 27.

Kingsfield Primary School

Telephone: **01354 692323**

Burnsfield Street, Chatteris, PE16 6ET

School code: 2026

Age range: 2 to 11

PAN for 2026: 60

School type: Academy

Catchment Area: This school does not have a geographical catchment area.

Oversubscription Criteria:

Children who have a statement of special educational needs or an Education, Health and Care Plan (EHCP) that names Kingsfield Primary School will be admitted. NB: Those children with a statement of special educational needs or EHCP that does not name the school will be referred to the LA SEN Team to determine an appropriate place.

Children who have a statement of special educational or an EHCP fall outside the ordinary admissions system and therefore do not feature within the oversubscription criteria.

In the event of a year group being oversubscribed, and after the admission of pupils with a Statement of Special Educational Needs or an EHCP where the school is named, priority for admission will be given to those children who meet the criteria set out below, in order:-

- A: A 'looked after child' or child who was previously looked after but immediately after being looked after became subject to an adoption, child arrangements, or special guardianship order. A looked after child is a child who is (a) in the care of a local authority, or (b) being provided with accommodation by a local authority in the exercise of its social services functions (see definition in section 22(1) of the Children Act 1989.
This includes children who appear to the Admission Authority to have been in state care (i.e. in the care of or accommodated by a public authority, religious organisation or any other provider whose sole/main purpose is to benefit society) outside of England but ceased to be so as a result of being adopted only.
- B: Children with a sibling attending the school at the time of application who is reasonably expected to still be attending the school at the proposed time of admission
- C: Other children by distance from the school with priority for admission being given to those who live nearest to the school as measured by a straight line.

In cases of equal merit in each set of criteria, priority will go to children living nearest the school as measured by a straight line. Please refer to the Glossary of Terms on pages 18 - 19 for further information under section Distance Between Home and School.

King's Hedges Primary School

Telephone: 01223 518330

King's Hedges Educational Federation

Northfield Avenue, Cambridge, CB4 2HU

School code: 2446

Age range: 4 to 11
PAN for 2026: 60
School type: Community

Catchment area: For information about your catchment school please visit www.cambridgeshire.gov.uk/admissions and check on My Cambridgeshire using the 'My House' tab.

Oversubscription Criteria: Please see page 27

The Lantern Primary School

Telephone: 01353 664174
Nene Road, Ely, CB6 2WL
Email: office@lanternprimary.org
School code: 3387
Age range: 3 to 11
PAN for 2026: 60
School type: Academy

Catchment Area: that part of Ely city which is bounded on the west by West Fen Road, on the south by the borders of Downham Road and Egremont Street, and on the east by Lynn Road, but excluding the cul de sacs which have their only roadway exit onto Lynn Road.

Oversubscription Criteria:

Children who have a Statement of Special Educational Need (SEN) / Education Health and Care Plan (EHCP) that names the school will be admitted. NB. Those children with a statement of SEN / EHCP that does not name the school will be referred to the Statutory Assessment Team (SAT) to determine an appropriate place.

1. Children in Care (CIC) and children who were previously a child in care (CIC) but ceased to be so by reason of adoption, a residence order (now known as a child arrangement order) or special guardianship order.
2. Children living in the catchment area with a sibling at the school at the time of admission.
3. Children living in the catchment area.
4. Children living outside the catchment area who have a sibling at the school at the time of admission.
5. Children living outside the catchment area who have applied and been unable to gain a place at their Cambridgeshire catchment area school because of oversubscription;
6. Children who live outside the catchment area, but nearest the school as measured by a straight line.

In cases of equal merit in each set of criteria, priority will go to children living nearest the school as measured by a straight line. Please refer to the Glossary of Terms on pages 18 - 19 for further information under section Distance Between Home and School.

Leverington Primary Academy

Telephone: **01945 584915**
104 Church Road, Leverington, Wisbech, PE13 5DE
School code: 2072
Age range: 4 to 11
PAN for 2026: 30
School type: Academy

Catchment Area: Leverington village and the surrounding area bounded by a line following but excluding Little Dowgate from Dowgate Road to Sutton Road, north along but excluding Sutton Road to Parson Drove Lane, east to the River Nene, north to the south side of Ferry Lane, west along, but excluding Ferry Lane,

west to exclude Little Ramper, south along and to include Roman Bank to its junction with Fitton End, west to exclude Fitton End Road, south to exclude Park Lane, south to include May's Lane, west to include Leverington Common as far as Barretts Bridge, south east to exclude Panswell Lane but to include Gadds Lane, north east to Dowgate Road at the junction with Little Dowgate.

Oversubscription Criteria:

Children who have a Statement of Special Educational Need (SEN) / Education Health and Care Plan (EHCP) that names the school will be admitted. NB. Those children with a statement of SEN / EHCP that does not name the school will be referred to the Statutory Assessment Team (SAT) to determine an appropriate place.

1. Children in Care (CIC) and Children who were previously in care (CIC) but ceased to be so by reason of adoption, a residence order (now known as a child arrangement order) or special guardianship order.
2. Children living⁵³ in the catchment area with a sibling⁵⁴ at the school at the time of admission.
3. Children living in the catchment area.
4. Children living outside the catchment area who have a sibling at the school at the time of admission.
5. Children living outside the catchment area who have applied and been unable to gain a place at their Cambridgeshire catchment area school because of oversubscription.
6. Children who live outside the catchment area.

*These are not the same criterion for for 2025-6 entry.

In cases of equal merit in each set of criteria, priority will go to children living nearest the school as measured by a straight line. Please refer to the Glossary of Terms on pages 18 - 19 for further information under section Distance Between Home and School.

Linton C of E Infant School

Telephone: **01223 891421**

Church Lane, Linton, CB21 4JX

School code: 3317

Age range: 4 to 7

PAN for 2026: 50

School type: Voluntary aided

Catchment Area: Linton, Bartlow as well as a wider area on religious grounds.

Oversubscription Criteria:

Children who have a Statement of Special Educational Need (SEN) / Education Health and Care Plan (EHCP) that names the school will be admitted. NB. Those children with a statement of SEN / EHCP that does not name the school will be referred to the Statutory Assessment Team (SAT) to determine an appropriate place.

1. Children in Care (CIC) and children who were previously in care (CIC) but ceased to be so by reason of adoption, a residence order (now known as a child arrangement order) or special guardianship order; Children who appear to have been in state care outside of England and ceases to be in state care as a result of being adopted;
2. Children living within the catchment area with a sibling (i.e. a child living in the same home) attending the school (or Linton Heights Junior School) at the time of admission;
3. Children living within the catchment area;
4. Children whose families are involved in the life and work of St Mary's Church Linton or St Mary's Church Bartlow, but who live outside the catchment area. (A letter from the Team Rector will be required to

⁵³ Home Address - the place the child resides for the majority of school nights with an adult who has parental responsibility.

⁵⁴ Sibling – Shares same biological parents, brother sister, half-brother/sister or legally adopted living at same address as child.

confirm a family's involvement in the life and work of St Mary's Churches Linton or Bartlow and any positive responses under this criterion will be treated equally) ;

5. Children living outside the catchment area with a sibling (i.e. a child living in the same home) attending the school (or Linton Heights Junior School) at the time of admission.
6. Children living nearest to the school measured by the shortest straight line distance.

In cases of equal merit in each set of criteria, priority will go to children living nearest the school as measured by a straight line. Please refer to the Glossary of Terms on pages 18 - 19 for further information under section Distance Between Home and School.

Linton Heights Junior School

Telephone: **01223 892210**

Wheatsheaf Way, Linton, CB21 4XB

School code: 2204

Age range: 7 to 11

PAN for 2026: 60

School type: Academy

Catchment Area: Linton, Bartlow.

Oversubscription Criteria:

Any child with an Education, Health and Care Plan (EHCP) naming the school will be admitted regardless of numbers.

The remaining places will be given to those children who meet the criteria set out below, in priority order:

1. Children In Care, sometimes known as Looked After Children, and previously Looked After Children
2. Siblings of pupils already attending the school at the time of admission
3. Children of staff*
4. All other children, ranked according to the distance between their home and the school

*Staff whose children can be admitted under criterion 3, means any person who is employed by the Trust to work at *this school* in whatever capacity, teaching or non-teaching.

In cases of equal merit in each set of criteria, priority will go to children living nearest the school as measured by a straight line. Please refer to the Glossary of Terms on pages 18 - 19 for further information under section Distance Between Home and School.

Lionel Walden Primary School

Telephone: **01354 740405**

High Street, Doddington, March, PE15 0TF

School code: 2066

Age range: 4 to 11

PAN for 2026: 30

School type: Community

Catchment Area: Doddington village and the surrounding area including Carters Bridge, Primrose Hill, Benwick Road, School Lane, Brickmakers Arms Lane and bounded on the south by the 40' Bank on the east by the 16' Bank.

Oversubscription Criteria: Please see page 27.

Little Thetford C of E Primary School

Telephone: **01353 649260**

Green Hill, Little Thetford, Ely, CB6 3HD

School code: 3053

Age range: 4 to 11

PAN for 2026: 15

School type: Academy

Catchment Area: Little Thetford

Oversubscription Criteria: When the school is oversubscribed, after the admission of Children with an Education, Health and Care Plan (EHCP) where the Academy is named, priority for admission will be given to those children who meet the criteria set out below:

1. Looked after children⁵⁵ and previously looked after children⁵⁶ including those who appear (to the Admissions Authority) to have been in state care outside of England⁵⁷ and ceased to be in state care as a result of being adopted⁵⁸.
2. Sibling⁵⁹: where the child has a sibling in the school or a sibling has already been offered a place at the school, and where the sibling will still be attending the school at the time of admission but not in a specialist unit or a specialist resource base for Hearing Impaired provision or in a nursery/pre-school. Priority will be given, where necessary, to applications where there is the smallest age gap.
3. Children of staff recruited to fill a vacant post at the school for which there is a demonstrable skill shortage. DEMAT is required to approve the Headteachers' designation of such posts and confirm the assessment that a member of staff appointed meets the requirements of the shortage. Priority will be limited to one place for each form of entry in any year.
4. 4. All other applicants

In cases where there are more applicants within a criterion than there are places available, a straightline distance measurement between the child's home and the school will be used to rank applications

All other applicants in cases where there are more applicants within a criterion than there are places available, a straightline distance measurement between the child's home and the school will be used to rank applications. **Please refer to the Glossary of Terms on pages 18 - 19 for further information under section Distance Between Home and School.**

⁵⁵ A 'looked after child' is a child who is (a) in the care of a local authority, or (b) being provided with accommodation by a local authority in the exercise of their social services functions (see the definition in Section 22(1) of the Children Act 1989) at the time of making an application to a school.

⁵⁶ Children who were looked after, but ceased to be so because they were adopted or became subject to a child arrangements order or special guardianship order, immediately following having been looked after,

⁵⁷ A child is regarded as having been in state care outside of England if they were in the care of or were accommodated by a public authority, a religious organisation, or any other provider of care whose sole or main purpose is to benefit society.

⁵⁸ This includes children who were adopted under the Adoption Act 1976 (see Section 12 adoption orders) and children who were adopted under the Adoption and Children Act 2002 (see Section 46 adoption orders).

⁵⁹ The term 'sibling' includes: natural, half, step, and adopted brothers and sisters; a child of the partner of the parent; and children who are fostered into the family. In all these cases, the child and their sibling will both be living at the same address (that is where the child is ordinarily resident) in a single family unit. This means that children in other family units, living together at the same address, are not considered siblings under this criterion.

Littleport Community Primary School

Telephone: 01353 860235

Parsons Lane, Littleport, Ely, CB6 1JT

School code: 2074

Age range: 4 to 11

PAN for 2026: 60

School type: Community

Catchment Area: North and North West part of Littleport, Black Horse Drove, Hale Fen, Little Ouse, Redmere, Shippea Hill and Burnt Fen

Please note expansion works are underway

Oversubscription Criteria: Please see page 27.

Little Paxton Primary School

Telephone: 01480 375600

Gordon Road, Little Paxton, Huntingdon, PE19 6NG

School code: 2293

Age range: 4 to 11

PAN for 2026: 60

School type: Community

Catchment Area: Little Paxton

Oversubscription Criteria: Please see page 27

Manea Community Primary School

Telephone: 01354 680293

Station Road, Manea, March, PE15 0HA

School code: 2075

Age range: 4 to 11

PAN for 2026: 30

School type: Community

Catchment Area: Manea village and the surrounding area east of the 16' Bank and north of the 40' Bank to the Manea Fifties in the north and the Fenland District boundary in the east

Oversubscription Criteria: Please see page 27.

Marleigh Primary Academy

Telephone: 01223 618081

Marleigh Avenue, Cambridge, CB5 8BG

School Code: 2099

Age Range: 3-11

PAN for 2026 : 30

School Type: Academy

The school has a published admission number of 15 for entry in year Reception. Marleigh Primary Academy will accept in-year applications for all year groups.

Oversubscription Criteria:

Any child with an Education, Health and Care Plan (EHCP) naming the school will be admitted regardless of numbers.

The remaining places will be given to those children who meet the criteria set out below, in priority order:

1. Children In Care, sometimes known as Looked After Children, and previously Looked After Children
2. Siblings of pupils already attending the school at the time of admission
3. Children of staff*
4. All other children, ranked according to the distance between their home and the school

*Staff whose children can be admitted under criterion 3, means any person who is employed by the Trust to work at *this school* in whatever capacity, teaching or non-teaching.

*This is not the same criteria as for 2025-6

Please refer to the Glossary of Terms on pages 18 - 19 for further information under section Distance Between Home and School.

Mayfield Primary School

Telephone: **01223 712127**

Warwick Road, Cambridge, CB4 3HN

School code: 2121

Age range: 4 to 11

PAN for 2026: 60

School type: Community

Catchment area: For information about your catchment school please visit www.cambridgeshire.gov.uk/admissions and check on My Cambridgeshire using the 'My House' tab.

Oversubscription Criteria: Please see page 27

The Meadow Primary School

Telephone: **01223 894400**

High Street, Balsham, Cambridgeshire, CB21 4DJ

School code: 2025

Age range: 4 to 11

PAN for 2026: 40

School type: Academy

Catchment Area: Balsham, Streetly End, West Wickham, Weston Colville and West Wrattling

Oversubscription Criteria:

Any child with an Education, Health and Care Plan (EHCP) naming the school will be admitted regardless of numbers.

1. Children In Care, sometimes known as Looked After Children, and previously Looked After Children.
2. Siblings of pupils already attending the school at the time of admission.
3. Children of *staff* *
4. All other children, ranked according to the *distance** between their home and the school

*Staff whose children can be admitted under criterion 3, means any person who is employed by the Trust to work at *this school* in whatever capacity, teaching or non-teaching.

In cases of equal merit in each set of criteria, priority will go to children living nearest the school as measured by a straight line. Please refer to the Glossary of Terms on pages 18 - 19 for further information under section Distance Between Home and School.

Melbourn Primary School

Telephone: **01763 223457**

Mortlock Street, Melbourn, SG8 6DB

School code: 2028

Age range: 4 to 11

PAN for 2026: 60

School type: Community

Catchment Area: Melbourn

Oversubscription Criteria: Please see page 27

Meldreth Primary School

Telephone: **01763 260432**

High Street, Meldreth, SG8 6LA

School code: 2029

Age range: 4 to 11

PAN for 2026: 30

School type: Community

Catchment Area: Meldreth

Oversubscription Criteria: Please see page 27

Mepal and Witcham C of E Primary School

Telephone: **01353 778300**

Brangehill Lane, Mepal, Ely, CB6 2AL

School code: 2030

Age range: 2 to 11

PAN for 2026: 15

School type: Academy

Catchment Area: This school does not operate a catchment area

Oversubscription Criteria:

When the school is oversubscribed, after the admission of Children with an Education, Health and Care Plan (EHCP) where the Academy is named, priority for admission will be given to those children who meet the criteria set out below:

1. Looked after children⁶⁰ and previously looked after children⁶¹ including those who appear (to the Admissions Authority) to have been in state care outside of England⁶² and ceased to be in state care as a result of being adopted⁶³.
2. Sibling⁶⁴: where the child has a sibling in the school or a sibling has already been offered a place at the school, and where the sibling will still be attending the school at the time of admission but not in a specialist unit or a specialist resource base for Hearing Impaired provision or in a nursery/pre-school. Priority will be given, where necessary, to applications where there is the smallest age gap.
3. Children of staff recruited to fill a vacant post at the school for which there is a demonstrable skill shortage. DEMAT is required to approve the Headteachers' designation of such posts and confirm the assessment that a member of staff appointed meets the requirements of the shortage. Priority will be limited to one place for each form of entry in any year.

4 All other applicants

In cases of equal merit in each set of criteria, priority will go to children living nearest the school as measured by a straight line. Please refer to the Glossary of Terms on pages 18 - 19 for further information under section Distance Between Home and School.

The Meridian Primary School

Telephone: **01223 262423**

Harbour Avenue, Comberton, Cambridgeshire, CB23 7DD

School code: 2059

Age range: 4 to 11

PAN for 2026: 30*

*This is not the same PAN as for 2025-6

School type: Community

Catchment Area: Comberton, Great Eversden, Little Eversden and Toft

Oversubscription Criteria: Please see page 27

Middlefield Primary Academy

Telephone: **01480 375270**

⁶⁰ A 'looked after child' is a child who is (a) in the care of a local authority, or (b) being provided with accommodation by a local authority in the exercise of their social services functions (see the definition in Section 22(1) of the Children Act 1989) at the time of making an application to a school.

⁶¹ Children who were looked after, but ceased to be so because they were adopted or became subject to a child arrangements order or special guardianship order, immediately following having been looked after,

⁶² A child is regarded as having been in state care outside of England if they were in the care of or were accommodated by a public authority, a religious organisation, or any other provider of care whose sole or main purpose is to benefit society.

⁶³ This includes children who were adopted under the Adoption Act 1976 (see Section 12 adoption orders) and children who were adopted under the Adoption and Children Act 2002 (see Section 46 adoption orders).

⁶⁴ The term 'sibling' includes: natural, half, step, and adopted brothers and sisters; a child of the partner of the parent; and children who are fostered into the family. In all these cases, the child and their sibling will both be living at the same address (that is where the child is ordinarily resident) in a single family unit. This means that children in other family units, living together at the same address, are not considered siblings under this criterion.

Andrew Road, Eynesbury, St Neots, PE19 2QE

School code: 2257

Age range: 4 to 11

PAN for 2026: 30

School type: Academy

Catchment Area: the following roads, and all cul de-sacs and closes leading from them; Andrew Road, Bishop Road, Bodiam Way, Caernavon Road and Ridgeway.

Oversubscription Criteria:

Children who have a Statement of Special Educational Need (SEN) / Education Health and Care Plan (EHCP) that names the school will be admitted. NB. Those children with a statement of SEN / EHCP that does not name the school will be referred to the Statutory Assessment Team (SAT) to determine an appropriate place.

1. Children in Care (CIC) and Children who were previously in care (CIC) but ceased to be so by reason of adoption, a residence order (now known as a child arrangement order) or special guardianship order.
2. Children living⁶⁵ in the catchment area with a sibling⁶⁶ at the school at the time of admission.
3. Children living in the catchment area.
4. Children living outside the catchment area who have a sibling at the school at the time of admission.
5. Children living outside the catchment area who have applied and been unable to gain a place at their Cambridgeshire catchment area school because of oversubscription.
6. Children who live outside the catchment area.

In cases of equal merit in each set of criteria, priority will go to children living nearest the school as measured by a straight line. Please refer to the Glossary of Terms on pages 18 - 19 for further information under section Distance Between Home and School.

Millfield Primary School

Telephone: 01353 861612**Grange Lane, Littleport, Ely, CB6 1HW**

School code: 2447

Age range: 4 to 11

PAN for 2026: 60

School type: Academy

Catchment Area: South and South East part of Littleport.

Oversubscription Criteria:

When the Academy is oversubscribed, after the admission of Children with Statements of Special Educational Needs (SEN) / Education, Health and Care plan (EHCP) where the Academy is named, priority for admission will be given to those children who meet the criteria set out below:

a) A 'looked after child'. A looked after child is a child who is a) looked after by a local authority or b) being provided with accommodation by a local authority in the exercise of their social services functions, in accordance with section 22 (1) of the Children Act 1989. *Details of eligibility must be supplied by the allocated social worker or foster carer.*

Or A child who was previously looked after but immediately after being looked after became subject to an adoption, child arrangement order, or special guardianship order. This includes children who appear to the

⁶⁵ Home Address - the place the child resides for the majority of school nights with an adult who has parental responsibility.

⁶⁶ Sibling – Shares same biological parents, brother sister, half-brother/sister or legally adopted living at same address as child.

admission authority to have been in state care outside of England and ceased to be in care as a result of being adopted. *Proof of eligibility will be required.*

b) Children for whom it is essential to be admitted to the Academy because of special circumstances to do with significant medical or social needs, which relate to the child or an immediate member of the child's family. Applications must be supported by medical evidence from a GP or hospital consultant, social worker, or similar professional.

i The supporting evidence should set out the particular reason why the Academy is the most suitable and the difficulties that would be caused if the child had to attend another school. This evidence must be sent to the Academy by the application closing date, for the applicant to be considered under this criterion.

c) Children who, on the date of application, have a sibling (e.g. a natural brother or sister, or a half brother or sister, or a legally adopted brother or sister or half-brother or sister, or step-brother or sister) who is living with them at the same address and on roll of the Academy.

d) Children living nearest to the Academy within the catchment area of the South and South East part of Littleport

e) Children living nearest the Academy outside of the catchment area.

In cases of equal merit in each set of criteria, applicants will be considered under the tie-break process - see school admissions policy on their website for further details. Please refer to the Glossary of Terms on pages 18 - 19 for further information under section Distance Between Home and School.

Milton C of E Primary School (Academy)

Telephone: **01223 508783**

Humphries Way, Milton, Cambridgeshire, CB24 6DL

School code: 3026

Age range: 4 to 11

PAN for 2026: *30

*This is not the same as the 2025-6 PAN.

School type: Academy

Catchment Area: This school does not operate a catchment area

Oversubscription Criteria:

When the school is oversubscribed, after the admission of Children with an Education, Health and Care Plan (EHCP) where the Academy is named, priority for admission will be given to those children who meet the criteria set out below:

1. Looked after children⁶⁷ and previously looked after children⁶⁸ including those who appear (to the Admissions Authority) to have been in state care outside of England⁶⁹ and ceased to be in state care as a result of being adopted⁷⁰.
2. Sibling⁷¹: where the child has a sibling in the school or a sibling has already been offered a place at the school, and where the sibling will still be attending the school at the time of admission but not in a specialist unit or a specialist resource base for Hearing Impaired provision or in a nursery/pre-school. Priority will be given, where necessary, to applications where there is the smallest age gap.
3. Children of staff recruited to fill a vacant post at the school for which there is a demonstrable skill shortage. DEMAT is required to approve the Headteachers' designation of such posts and confirm the assessment that a member of staff appointed meets the requirements of the shortage. Priority will be limited to one place for each form of entry in any year.
4. All other applicants

In cases of equal merit in each set of criteria, priority will go to children living nearest the school as measured by a straight line. Please refer to the Glossary of Terms on pages 18 - 19 for further information under section Distance Between Home and School.

Milton Road Primary School

Tel: 01223 712333

Ascham Road, Cambridge, CB4 2BD

School code: 3386

Age range: 4 to 11

PAN for 2026: 60

School type: Community

Catchment area: For information about your catchment school please visit www.cambridgeshire.gov.uk/admissions and check on My Cambridgeshire using the 'My House' tab.

Oversubscription Criteria: Please see page 27

Monkfield Park Primary School

Telephone: **01954 273377**

School Lane, Great Cambourne, CB23 5AX

School code: 2449

⁶⁷ A 'looked after child' is a child who is (a) in the care of a local authority, or (b) being provided with accommodation by a local authority in the exercise of their social services functions (see the definition in Section 22(1) of the Children Act 1989) at the time of making an application to a school.

⁶⁸ Children who were looked after, but ceased to be so because they were adopted or became subject to a child arrangements order or special guardianship order, immediately following having been looked after,

⁶⁹ A child is regarded as having been in state care outside of England if they were in the care of or were accommodated by a public authority, a religious organisation, or any other provider of care whose sole or main purpose is to benefit society.

⁷⁰ This includes children who were adopted under the Adoption Act 1976 (see Section 12 adoption orders) and children who were adopted under the Adoption and Children Act 2002 (see Section 46 adoption orders).

⁷¹ The term 'sibling' includes: natural, half, step, and adopted brothers and sisters; a child of the partner of the parent; and children who are fostered into the family. In all these cases, the child and their sibling will both be living at the same address (that is where the child is ordinarily resident) in a single family unit. This means that children in other family units, living together at the same address, are not considered siblings under this criterion.

Age range: 4 to 11
PAN for 2026: 60
School type: Community

Catchment Area: The school will serve the whole of Cambourne. Please also see entry for Hardwick Primary School.

Oversubscription Criteria: Please see page 27

Morley Memorial Primary School

Tel: 01223 508786
91 Blinco Grove, Cambridge, CB1 7TX
School code: 2107
Age range: 4 to 11
PAN for 2026: 60
School type: Community

Catchment area: For information about your catchment school please visit www.cambridgeshire.gov.uk/admissions and check on My Cambridgeshire using the 'My House' tab. This school's catchment area is also served by Queen Emma Primary School

Oversubscription Criteria: Please see page 27

Murrow Primary School

Telephone: **01945 700357**
Murrow Bank, Murrow, Wisbech, PE13 4HD
School code: 2053
Age range: 4 to 11
PAN for 2026: 15
School type: Academy

Catchment Area: Murrow village and the surrounding area; bounded in the East by Seadyke Road but including Murrow Lane to the junction with Tholomas Drove; in the south by and including Cants Drove; in the west by but not including Bishops Land Drove and Long Drove (Parson Drove Fen); in the north by the Parson Drove village boundary excluding Silver Lane north of the Pigeons crossroads.

Oversubscription Criteria: Children who have a Statement of Special Educational Need (SEN) / Education Health and Care Plan (EHCP) that names the school will be admitted. NB. Those children with a statement of SEN / EHCP that does not name the school will be referred to the Statutory Assessment Team (SAT) to determine an appropriate place.

1. Children in Care (CIC) and Children who were previously in care (CIC) but ceased to be so by reason of adoption, a residence order (now known as a child arrangement order) or special guardianship order.
2. Children living⁷² in the catchment area with a sibling⁷³ at the school at the time of admission.
3. Children living in the catchment area.
4. Children living outside the catchment area who have a sibling at the school at the time of admission.

⁷² Home Address - the place the child resides for the majority of school nights with an adult who has parental responsibility.

⁷³ Sibling – Shares same biological parents, brother sister, half-brother/sister or legally adopted living at same address as child.

5. Children living outside the catchment area who have applied and been unable to gain a place at their Cambridgeshire catchment area school because of oversubscription.
6. Children who live outside the catchment area.

In cases of equal merit in each set of criteria, priority will go to children living nearest the school as measured by a straight line. Please refer to the Glossary of Terms on pages 18 - 19 for further information under section Distance Between Home and School.

Nene Infant and Nursery School

Telephone: **01945 583907**

Norwich Road, Wisbech, PE13 2AP

School code: 2022

Age range: 4 to 7

PAN for 2026: 90

School type: Academy

Catchment Area: That area of Wisbech enclosed in the west by the east side of Churchill Road and Elm High Road; in the south and east by the Norfolk border, and in the north Lynn Road even numbers to 96, to the junction of Clarkson Avenue; Clarkson Avenue, Staithe Road and Stow Road numbers 81 and upwards.

Oversubscription Criteria:

When the Academy is oversubscribed, after the admission of Children with an Education, Health and Care plan (EHCP) where the Academy is named, priority for admission will be given to those children who meet the criteria set out below:

- a) A 'looked after child'. A looked after child is a child who is a) looked after by a local authority or b) being provided with accommodation by a local authority in the exercise of their social services functions in accordance with section 22 (1) of the Children Act 1989). *Details of eligibility must be supplied by the allocated social worker or foster carer.*

Or

A child who was previously looked after but immediately after being looked after became subject to an adoption, child arrangements order, or special guardianship order. This includes children who appear to the admission authority to have been in state care outside of England and ceased to be in state care as a result of being adopted *Proof of eligibility will be required.*

- b) Children for whom it is essential to be admitted to the Academy because of special circumstances to do with significant medical or social needs, which relate to the child or an immediate member of the child's family. Applications must be supported by medical evidence from a GP or hospital consultant, social worker or similar professional.

The supporting evidence should set out the particular reason why the Academy is the most suitable and the difficulties that would be caused if the child had to attend another School. This evidence must be sent to the Academy by the application closing date, for the applicant to be considered under this criterion.

- c) Children who, on the date of application, have a sibling (i.e. a natural brother or sister, or a half brother or sister, or a legally adopted brother or sister or half-brother or sister, or stepbrother or sister) who will be living with them at the same address and on roll of the Academy or Ramnoth Junior School.
- d) Children of staff, where the member of staff has been employed by the Nene Infant & Nursery School and Ramnoth Junior School Federation for 2 or more years at the time of application, or the member of staff was recruited to fill a vacant post for which there is a demonstrable skill shortage.

- e) Children living nearest the Academy within the catchment area of Wisbech **enclosed in the west by the east side of Churchill Road and Elm High Road; in the south and east by the Norfolk border; and in the north even numbers to 96 Lynn Road, to the junction of Clarkson Avenue, Clarkson Avenue, Staithe Road and Stow Road numbers 81 and upwards.**
- f) Children living nearest to the Academy outside of the catchment area.

In cases of equal merit in each set of criteria, applicants will be considered under the tie-break process - see school admissions policy 25/6 on their website for further details. Please refer to the Glossary of Terms on pages 18 - 19 for further information under section Distance Between Home and School.

Newnham Croft Primary School

Tel: 01223 508737

Chedworth Street, Cambridge, CB3 9JF

School code: 2109

Age range: 4 to 11

PAN for 2026: 30

School type: Community

Catchment area: For information about your catchment school please visit www.cambridgeshire.gov.uk/admissions and check on My Cambridgeshire using the 'My House' tab.

Oversubscription Criteria: Please see page 27

New Road Primary and Nursery School

Telephone: 01733 204422

New Road, Whittlesey, PE7 1SZ

School code: 2088

Age range: 4 to 11

PAN for 2026: 60

School type: Academy

Catchment Area: Flag Fen, Whittlesey town and the area of the parish as far east as and including 311 Eastrea Road and Lattersley Hill Farm.

Oversubscription Criteria:

Children who have a statement of special educational needs that names the school will be admitted. NB. Those children with a statement of special educational needs that does not name the school will be referred to STAR Team to determine an appropriate place.

1. Children in care, also known as Looked After Children (LAC), and children who were looked after but ceased to be so by reason of adoption, a Care Arrangements Order or special guardianship order;
2. Children who appear to the Trust to have been in state care outside of England and ceased to be in state care as a result of being adopted.
3. Children who have a sibling at the school at the time of admission;
4. Children living in the school's catchment area;
5. Children living outside of the catchment area of the school.

In cases of equal merit in each set of criteria, priority will go to children living nearest the school as measured by a straight line. Please refer to the Glossary of Terms on pages 18 - 19 for further information under section Distance Between Home and School.

The Newton Primary School

Telephone: **01480 880215**

Caxton End, Eltisley, St Neots, PE19 6TL

School code: 2260

Age range: 4 to 11

PAN for 2026: 15

School type: Community

Catchment Area: Yelling, Toseland, Croxton, Papworth St Agnes, Graveley and Eltisley

Oversubscription Criteria: Please see page 27

Northstowe Learning Community-Primary phase

Telephone: **01223 343800**

Stirling Road, Northstowe CB24 1DJ

School code: 4095

Age range: 4 to 19

PAN for 2026: 30

School type: Academy

Catchment Area primary phase: Longstanton and Northstowe

When the school is oversubscribed, after the admission of pupils with an Education, Health and Care plan or a Statement of Special Educational Needs naming the school, priority for admission will be given to those children who meet the criteria set out below, in priority order:

Those children with a statement of special educational needs or education health and care plan that does not name the school will be referred to the Statutory Assessment Team (S.A.T.) to determine an appropriate place.

1. Looked after children and children who were previously looked after but immediately after being looked after became subject to adoption, a child arrangements order, or special guardianship order, including children who appear (to the trust) to have been in state care outside of England and ceased to be in state care as a result of being adopted.
2. Children who live in the catchment area as described above, attend primary schools (for Secondary Phase) within the catchment area and who have a sibling at the school at the time of admission;
3. Children who live in the catchment area with a sibling at the school at the time of admission;
4. Children who live in the catchment area who attend the primary schools (for Secondary Phase) within it;
5. Children who live in the catchment area;
6. Children who live outside the catchment area, who attend primary schools (for Secondary Phase) within it and who have a sibling at the school at the time of admission;

7. Children who live outside the catchment area who have a sibling at the school at the time of admission;
8. Children who live outside the catchment area who attend the primary schools (for Secondary Phase) within the catchment area;
9. Children who live outside the catchment area, but nearest the school as measured by a straight line.

In cases of equal merit in each set of criteria, priority will go to children living nearest the school as measured by a straight line. The distance, for admissions purposes, is measured using the straight line distance from the centre point of the home to the main pupil entrance to the school. These distances are produced by the LA Admissions team for the school. For families who live outside the area covered by the Cambridgeshire mapping system, distances are determined using a combination of local maps and on-line resources

Please refer to the Glossary of Terms on pages 18 - 19 for further information under section Distance Between Home and School.

Oakington C of E Primary School

Telephone: **01223 232328**

Water Lane, Oakington CB24 3AL

School code: 2096

Age range: 4 to 11

PAN for 2026: 15

School type: Academy

Catchment Area: This school does not operate a catchment area

Oversubscription Criteria:

When the school is oversubscribed, after the admission of Children with an Education, Health and Care Plan (EHCP) where the Academy is named, priority for admission will be given to those children who meet the criteria set out below:

1. Looked after children⁷⁴ and previously looked after children⁷⁵ including those who appear (to the Admissions Authority) to have been in state care outside of England⁷⁶ and ceased to be in state care as a result of being adopted⁷⁷.
2. Sibling⁷⁸: where the child has a sibling in the school or a sibling has already been offered a place at the school, and where the sibling will still be attending the school at the time of admission but not in

⁷⁴ A 'looked after child' is a child who is (a) in the care of a local authority, or (b) being provided with accommodation by a local authority in the exercise of their social services functions (see the definition in Section 22(1) of the Children Act 1989) at the time of making an application to a school.

⁷⁵ Children who were looked after, but ceased to be so because they were adopted or became subject to a child arrangements order or special guardianship order, immediately following having been looked after,

⁷⁶ A child is regarded as having been in state care outside of England if they were in the care of or were accommodated by a public authority, a religious organisation, or any other provider of care whose sole or main purpose is to benefit society.

⁷⁷ This includes children who were adopted under the Adoption Act 1976 (see Section 12 adoption orders) and children who were adopted under the Adoption and Children Act 2002 (see Section 46 adoption orders).

⁷⁸ The term 'sibling' includes: natural, half, step, and adopted brothers and sisters; a child of the partner of the parent; and children who are fostered into the family. In all these cases, the child and their sibling will both be living at the same

a specialist unit or a specialist resource base for Hearing Impaired provision or in a nursery/pre-school. Priority will be given, where necessary, to applications where there is the smallest age gap.

3. Children of staff recruited to fill a vacant post at the school for which there is a demonstrable skill shortage. DEMAT is required to approve the Headteachers' designation of such posts and confirm the assessment that a member of staff appointed meets the requirements of the shortage. Priority will be limited to one place for each form of entry in any year.
4. All other applicants

If it becomes necessary to consider children who satisfy the same admission criteria, priority will be given to children who live nearest the school. The distance, for admission purposes, is measured using the straight line distance from the reference point of the home to the reference point of the school, both as determined by the National Land and Property Gazetteer (NPLG). **Please refer to the Glossary of Terms on pages 18 - 19 for further information under section Distance Between Home and School.**

Sibling means having at least one parent in common or living in the same household as brother and sisters.

Offord Primary School

Telephone: **01480 810308**

Millers Close, Offord Darcy, St Neots, PE19 5SB

School code: 2098

Age range: 4 to 11

PAN for 2026: 17

School type: Academy

Catchment Area: Offord Darcy and Offord Cluny

Oversubscription Criteria:

Children who have a Statement of Special Educational Need (SEN) / Education Health and Care Plan (EHCP) that names the school will be admitted. NB. Those children with a statement of SEN / EHCP that does not name the school will be referred to the Statutory Assessment Team (SAT) to determine an appropriate place.

Oversubscription Criteria:

Children who have a Statement of Special Educational Need (SEN) / Education Health and Care Plan (EHCP) that names the school will be admitted. NB. Those children with a statement of SEN / EHCP that does not name the school will be referred to the Statutory Assessment Team (SAT) to determine an appropriate place.

1. Children in Care (CIC) and Children who were previously in care (CIC) but ceased to be so by reason of adoption, a residence order (now known as a child arrangement order) or special guardianship order.
2. Children who appear to the Admission Authority to have been in state care (i.e. in the care of or accommodated by a public authority, religious organisation or any other provider whose sole/main purpose is to benefit society) outside of England but ceased to be so as a result of being adopted only.
3. Children living in the catchment area who have a sibling at the school at the time of admission. Parents may contact the Local Authority (LA) if they are uncertain whether or not they reside in the catchment area. The home address is defined as the address of the adult with parental responsibility with whom the child normally lives and which applies at the time of application. Applications based

address (that is where the child is ordinarily resident) in a single family unit. This means that children in other family units, living together at the same address, are not considered siblings under this criterion.

on future addresses can only be considered up to 6 teaching weeks before the child is expected to take up the place.

4. Other children living in the catchment area.
5. Children who live outside the catchment area who have a sibling at the school at the time of admission.
6. Children living outside the catchment area who have applied and been unable to gain a place at their Cambridgeshire catchment school because of oversubscription.
7. Children who live outside the catchment area.

In cases of equal merit in each set of criteria, priority will go to children living nearest the school as measured by a straight line. Please refer to the Glossary of Terms on pages 18 - 19 for further information under section Distance Between Home and School.

Orchard Park Primary School

Telephone: 01223 438200

Ring Fort Road, Orchard Park, Cambridge, CB4 2GR

School code: 3390

Age range: 3 to 11

PAN for 2026: 30

School type: Community

Catchment area: For information about your catchment school please visit www.cambridgeshire.gov.uk/admissions and check on My Cambridgeshire using the 'My House' tab.

Oversubscription Criteria: Please see page 27

Orchards C of E Academy

Telephone: 01945 583799

Cherry Road, Wisbech, PE13 3NP

School code: 2044

Age range: 2 to 11

PAN for 2026: 60

School type: Academy

Catchment Area: This school does not operate a catchment area

Oversubscription Criteria:

When the school is oversubscribed, after the admission of Children with an Education, Health and Care Plan (EHCP) where the Academy is named, priority for admission will be given to those children who meet the criteria set out below:

1. Looked after children⁷⁹ and previously looked after children⁸⁰ including those who appear (to the Admissions Authority) to have been in state care outside of England⁸¹ and ceased to be in state care as a result of being adopted⁸².
2. Sibling⁸³: where the child has a sibling in the school or a sibling has already been offered a place at the school, and where the sibling will still be attending the school at the time of admission but not in a specialist unit or a specialist resource base for Hearing Impaired provision or in a nursery/pre-school. Priority will be given, where necessary, to applications where there is the smallest age gap.
3. Children of staff recruited to fill a vacant post at the school for which there is a demonstrable skill shortage. DEMAT is required to approve the Headteachers' designation of such posts and confirm the assessment that a member of staff appointed meets the requirements of the shortage. Priority will be limited to one place for each form of entry in any year.
4. All other applicants

In cases of equal merit in each set of criteria, priority will go to children living nearest the school as measured by a straight line. Please refer to the Glossary of Terms on pages 18 - 19 for further information under section Distance Between Home and School.

Over Primary School

Telephone: **01954 273332**

Long Furlong, Over, Cambridgeshire, CB24 5PG

School code: 2031

Age range: 4 to 11

PAN for 2026: 30

School type: Community

Catchment Area: Over

Oversubscription Criteria: Please see page 27

Park Lane Primary and Nursery School

Telephone: **01733 203433**

Park Lane, Whittlesey, PE7 1JB

School code: 5201

Age range: 3 to 11

⁷⁹ A 'looked after child' is a child who is (a) in the care of a local authority, or (b) being provided with accommodation by a local authority in the exercise of their social services functions (see the definition in Section 22(1) of the Children Act 1989) at the time of making an application to a school.

⁸⁰ Children who were looked after, but ceased to be so because they were adopted or became subject to a child arrangements order or special guardianship order, immediately following having been looked after,

⁸¹ A child is regarded as having been in state care outside of England if they were in the care of or were accommodated by a public authority, a religious organisation, or any other provider of care whose sole or main purpose is to benefit society.

⁸² This includes children who were adopted under the Adoption Act 1976 (see Section 12 adoption orders) and children who were adopted under the Adoption and Children Act 2002 (see Section 46 adoption orders).

⁸³ The term 'sibling' includes: natural, half, step, and adopted brothers and sisters; a child of the partner of the parent; and children who are fostered into the family. In all these cases, the child and their sibling will both be living at the same address (that is where the child is ordinarily resident) in a single family unit. This means that children in other family units, living together at the same address, are not considered siblings under this criterion.

PAN for 2026: 60
School type: Academy

Catchment Area: Kings Dyke as far west as Horsey Toll, Pondersbridge as far south and including Oilmills Road, Whittlesey town and the area of the parish as far east and including 311 Eastrea Road and Lattersley Hill Farm.

Oversubscription Criteria:

Children who have a statement of special educational needs that names the school will be admitted. NB. Those children with a statement of special educational needs that does not name the school will be referred to STAR Team to determine an appropriate place.

1. Children in care, also known as Looked After Children (LAC), and children who were looked after but ceased to be so by reason of adoption, a Care Arrangements Order or special guardianship order;
2. Children who appear to the Trust to have been in state care outside of England and ceased to be in state care as a result of being adopted.
3. Children who have a sibling at the school at the time of admission;
4. Children living in the school's catchment area;
5. Children living outside of the catchment area of the school.

In cases of equal merit in each set of criteria, priority will go to children living nearest the school as measured by a straight line. Please refer to the Glossary of Terms on pages 18 - 19 for further information under section Distance Between Home and School.

Park Street C of E Primary School

Telephone: **01223 576922**
Lower Park Street, Cambridge, CB5 8AR
School code: 3350
Age range: 4 to 11
PAN for 2026: 18
School type: Voluntary Aided

Catchment area: For information about your catchment school please visit www.cambridgeshire.gov.uk/admissions and check on My Cambridgeshire using the 'My House' tab.

Oversubscription Criteria:

Children who have a Statement of Special Educational Need (SEN) / Education Health and Care Plan (EHCP) that names the school will be admitted. NB. Those children with a statement of SEN / EHCP that does not name the school will be referred to the Statutory Assessment Team (SAT) to determine an appropriate place.

- a) Children who are in care, also known as Looked After Children (LAC), and children who were LAC but ceased to be so by reason of adoption, a resident order or a special guardianship order. Also children who appear to the Admission Authority to have been in state care (i.e. in the care of or accommodated by a public authority, religious organisation or any other provider whose sole/main purpose is to benefit society) outside of England but ceased to be so as a result of being adopted only.
- b) Children whose home address¹ is in catchment for the school.
- c) Children who have siblings² already at Park Street CofE Primary School.
- d) Children who live outside of the designated catchment area, but whose parents/carers regularly attend public worship³ at another Christian church⁴. **Parents/carers applying for a place under this criterion must complete a supplementary information form (SIF, attached) verified by the minister of religion, who should normally be the minister in charge of their parish, confirming that they attend public worship regularly within the Church of England or within another Christian church .** All successful applications in this criterion will be treated equally;

- e) Children who live nearest the school as measured by the shortest straight line as defined by the Local Authority.

In cases of equal merit in each set of criteria, priority will go to children living nearest the school as measured by a straight line. Please refer to the Glossary of Terms on pages 18 - 19 for further information under section Distance Between Home and School.

1 The home address is defined as the address of the adult with parental responsibility and with whom the child spends the majority of their school nights (Sunday – Thursday) and which applies at the time of application. If you wish for the school offer to be based on a future house move (to take place by September 2026), you will need to submit your application form by 15 January 2026, noting the move on your form, and provide proof of the new address before 31 January 2026 in order for it to be considered. Where there is shared parental responsibility, further evidence will need to be provided to the Local Authority to identify the child’s home address.

- 2 A sibling is defined as another child of compulsory school age living at the same home address as defined above.
- 3 We define ‘regularly attend public worship’ as a family member attending public worship with the applying child at least monthly for a duration of one year prior to the national admissions deadline.
- 4 For these admission arrangements, the definition of 'Christian Church' means a church which is designated as such, nationally by the Archbishops of Canterbury and York, or locally by the diocesan bishop, or which is a member of Churches Together in England, or affiliated to the Evangelical Alliance, or a Partner Church of Affinity.

The Pathfinder C of E Primary School

Telephone: **01954 584801**

Pathfinder Way, Northstowe CB24 1AA

School code: 3302

Age range: 2 to 11

PAN for 2026: 90

School type: Academy

The school is being built as 3 Forms of Entry with a final PAN of 90.

Catchment Area: This school does not operate a catchment area.

Oversubscription Criteria:

When the school is oversubscribed, after the admission of Children with an Education, Health and Care Plan (EHCP) where the Academy is named, priority for admission will be given to those children who meet the criteria set out below:

- 1 Looked after children⁸⁴ and previously looked after children⁸⁵ including those who appear (to the Admissions Authority) to have been in state care outside of England⁸⁶ and ceased to be in state care

⁸⁴ A 'looked after child' is a child who is (a) in the care of a local authority, or (b) being provided with accommodation by a local authority in the exercise of their social services functions (see the definition in Section 22(1) of the Children Act 1989) at the time of making an application to a school.

⁸⁵ Children who were looked after, but ceased to be so because they were adopted or became subject to a child arrangements order or special guardianship order, immediately following having been looked after,

⁸⁶ A child is regarded as having been in state care outside of England if they were in the care of or were accommodated by a public authority, a religious organisation, or any other provider of care whose sole or main purpose is to benefit society.

as a result of being adopted⁸⁷.

2. Sibling⁸⁸: where the child has a sibling in the school or a sibling has already been offered a place at the school, and where the sibling will still be attending the school at the time of admission but not in a specialist unit or a specialist resource base for Hearing Impaired provision or in a nursery/pre-school. Priority will be given, where necessary, to applications where there is the smallest age gap.
- 3 Children of staff recruited to fill a vacant post at the school for which there is a demonstrable skill shortage. DEMAT is required to approve the Headteachers' designation of such posts and confirm the assessment that a member of staff appointed meets the requirements of the shortage. Priority will be limited to one place for each form of entry in any year.
- 4 Parents or carers of children who are applying for a church place who specifically wish their children to be educated at a Church of England school⁸⁹. These places will be prioritised in the following order.
 - Families linked to the parish church,
 - Families linked to other Church of England churches,
 - Families linked to other Christian churches.

Within these categories applicants will be prioritised as follows:

- Families at the heart of their church (attending monthly or more frequently over a period of one year directly preceding the admissions deadline date),
- Families known to their church (attending less frequently than monthly over a period of one year directly preceding the admissions deadline date)

Parents applying on religious grounds must also submit a Supplementary Information Form

5. All other applicants

In cases where there are more applicants within a criterion than there are places available, a straightline distance measurement between the child's home and the school will be used to rank applications. **Please refer to the Glossary of Terms on pages 18 - 19 for further information under section Distance Between Home and School.**

Peckover Primary School

Telephone: **01945 584741**

Leverington Road, Wisbech, PE13 1PJ

School code: 2094

⁸⁷ This includes children who were adopted under the Adoption Act 1976 (see Section 12 adoption orders) and children who were adopted under the Adoption and Children Act 2002 (see Section 46 adoption orders).

⁸⁸ The term 'sibling' includes: natural, half, step, and adopted brothers and sisters; a child of the partner of the parent; and children who are fostered into the family. In all these cases, the child and their sibling will both be living at the same address (that is where the child is ordinarily resident) in a single family unit. This means that children in other family units, living together at the same address, are not considered siblings under this criterion.

⁸⁹ In the event that during the period specified for attendance at worship the church has been closed for public worship and has not provided alternative premises for that worship, the requirements of these admissions arrangements in relation to attendance will only apply to the period when the church or alternative premises have been available for public worship.'

Age range: 4 to 11
PAN for 2026: 60
School type: Academy

Catchment Area: The area of Wisbech enclosed by River Nene in the east; by Mile Tree Lane in the south; by Barton Road, Gadds Lane and Leverington Road in the west (but not including either Barton Road from Panswell Lane to Gadds Lane or Gadds Lane north of the old Borough boundary of Leverington Common west of the Rising Sun, or Dowgate Road from east of the Rising Sun to the junction of Little Dowgate), Dowgate Road up to and including Little Dowgate, and Sutton Road up to and south of a line drawn from the junction of Parson Drove Lane to River Nene in the north.

Oversubscription Criteria:

Children who have a Statement of Special Educational Need (SEN) / Education Health and Care Plan (EHCP) that names the school will be admitted. NB. Those children with a statement of SEN / EHCP that does not name the school will be referred to the Statutory Assessment Team (SAT) to determine an appropriate place.

- a. Looked After Children and all previously Looked After Children

(see paragraph 5.9.1 for definition of 'Looked After Children')

- b. Children living in the catchment area with a sibling link (see paragraph 5.9.3 for definition of 'sibling').
- c. Children of staff where that member of staff has been employed at the school for two or more years at the time at which the application for admission to the school is made, and/or the member of staff is recruited to fill a vacant post for which there is a demonstrable skill shortage in the area.
- d. Children living in the catchment area;
- e. Children living outside the catchment area who have a sibling link. (see paragraph 5.9.3 for definition of 'sibling').
- f. Other children.

5.9.1 Looked After Children and all previously Looked After Children

A Looked After Child is a child who is (a) in the care of a local authority or (b) being provided with accommodation by a local authority in the exercise of their social services functions (see section 22(1) Children Act 1989) at the time of making an application to a school.

A previously Looked After Child is a child who was looked after but ceased to be so because the child was adopted (under the Adoption Act 1976 or Adoption and Children Act 2002) or become the subject of a child arrangements order (section 8 Children Act 1989) or a special guardianship order (section 14A Children Act 1989).

A previously Looked After Child is a child who appears to the Admission Authority to have been in state care (i.e. in the care of or accommodated by a public authority, religious organisation or any other provider whose sole/main purpose is to benefit society) outside of England but ceased to be so as a result of being adopted.

5.9.3 Sibling link

A sibling link will arise where one of the conditions in each of A and B are satisfied.

Condition A

- A brother or sister living at the same address, who shares the same parents;
- A half-brother or half-sister living at the same address, where two children share one common parent;
- A step brother or step sister living at the same address, where two children are related by a parent's marriage;
- Adopted or fostered children living in the same household.

Condition B

For the sibling link to apply, one of the siblings must be a registered pupil at the named Academy at the time of application and is expected to remain on roll at the point of admission.

In cases of equal merit in each set of criteria, priority will go to children living nearest the school as measured by a straight line. Please refer to the Glossary of Terms on pages 18 - 19 for further information under section Distance Between Home and School.

Pendragon Primary School

Telephone: **01480 830267**

Varrier Jones Drive, Papworth Everard, Cambridgeshire, CB23 3XQ

School code: 2033

Age range: 4 to 11

PAN for 2026: 60

School type: Community

Catchment Area: Papworth Everard

Oversubscription Criteria: Please see page 27

Petersfield C of E Primary School

Telephone: **01223 207382**

Hurdleditch Road, Orwell, SG8 5QG

School code: 3331

Age range: 4 to 11

PAN for 2026: 30

School type: Voluntary aided

Catchment Area: The catchment area is defined as the ecclesiastical parishes of Arrington, Croydon, Orwell, Tadlow, Whaddon, Wimpole. Applications are welcome to this Church of England (Aided) School from all children, regardless of religious affiliation.

Oversubscription Criteria:

Children who have an education and health care plan (EHCP) or statement of special educational needs that names the school will be admitted. NB: Those children with an education and health care plan (EHCP) or statement of special educational needs that does not name the school will be referred to Student Assessment to determine an appropriate place.

1. Children in care, also looked after children (LAC), and children who were looked after but ceased to be so by reason of adoption, a child arrangement order or special guardianship order.
2. Children who appear to the Admission Authority to have been in state care (i.e. in the care of or accommodated by a public authority, religious organisation or any other provider whose sole/main purpose is to benefit society) outside of England but ceased to be so as a result of being adopted only
3. Children living in the catchment area with a sibling at the school at the time of admission.
4. Children living in the catchment area.
5. Children living outside the catchment area with a sibling at the school at the time of admission.
6. Children living outside the catchment area whose parents attend Christian Churches which are members of Churches Together in England.
https://www.cte.org.uk/Groups/234690/Home/About/Membership_of_CTE/Member_Churches_of/Member_Churches_of.aspx. This needs to be substantiated in the form of a Supplementary Information Form, verified by their priest or minister. Attendance at public worship is expected to be 8 attendances in the year directly preceding the national admissions deadline.
7. Children living outside the catchment area who live nearest the school as measured

by straight line.

In cases of equal merit priority will go to children living nearest the school by shortest straight line distance. **Please refer to the Glossary of Terms on pages 18 - 19 for further information under section Distance Between Home and School.**

Priory Junior School

Telephone: **01480 226730**

Longsands Road, St Neots, PE19 1TF

School code: 2293

Age range: 7 to 11

PAN for 2026: 60

School type: Community

Catchment Area: Hail Weston and that part of St Neots north side of High Street/Cambridge Street between the railway and the river bridge.

Oversubscription Criteria:

Children who have a Statement of Special Educational Need (SEN) / Education Health and Care Plan (EHCP) that names the school will be admitted. NB. Those children with a statement of SEN / EHCP that does not name the school will be referred to the Statutory Assessment Team (SAT) to determine an appropriate place.

1. Children in Care (CIC) and Children who were previously in care (CIC) but ceased to be so by reason of adoption, a residence order (now known as a child arrangement order) or special guardianship order
2. Children who appear to have been in state care outside of England and ceases to be in state care as a result of being adopted.
3. Children who live in the catchment area, attend the partner infant school and who have a sibling at the school (or partner infant school) at the time of admission.
4. Children who live in the catchment area who have a sibling at the school (or partner infant school) at the time of admission.
5. Children who live in the catchment area and who attend the partner infant school.
6. Children living in the catchment area.
7. Children who live outside the catchment area, but attend the partner infant school and have a sibling at the school (or partner infant school) at the time of admission.
8. Children who live outside the catchment area, but have a sibling at the school (or partner infant school) at the time of admission.
9. Children who live outside the catchment area, but who attend the partner infant school.
10. Children of members of staff, providing that they have been employed for a minimum of two years and/or are recruited to fill a vacant post for which there is a demonstrable skills shortage.
11. Children who live outside the catchment area, but nearest the school as measured by a straight line.

In cases of equal merit in each set of criteria, priority will go to children living nearest the school as measured by a straight line. Please refer to the Glossary of Terms on pages 18 - 19 for further information under section Distance Between Home and School.

Priory Park Infant School

Telephone: **01480 398010**

Almond Road, St Neots, PE19 1DZ

School code: 2219

Age range: 4 to 7

PAN for 2026: 60

School type: Community

Catchment Area: Hail Weston and that part of St Neots north side of High Street/Cambridge Street between the railway and the river bridge

Oversubscription Criteria: Please see page 27

Queen Edith Primary School

Tel: **01223 712200**

Godwin Way, Cambridge, CB1 8QP

School code: 2333

Age range: 3 to 11

PAN for 2026: 60

School type: Foundation federation with Queen Emma Primary School

Catchment area: For information about your catchment school please visit www.cambridgeshire.gov.uk/admissions and check on My Cambridgeshire using the 'My House' tab. This school's catchment area is also served by Queen Emma Primary School.

Oversubscription Criteria:

Children who have a Statement of Special Educational Need (SEN) / Education Health and Care Plan (EHCP) that names the school will be admitted. NB. Those children with a statement of SEN / EHCP that does not name the school will be referred to the Statutory Assessment Team (SAT) to determine an appropriate place.

- I. Children in Care (CIC), and children who were previously in care but ceased to be so by reason of adoption, a residence order (now known as a Child Arrangement Order) or special guardianship order. Children who appear to the Admission Authority to have been in state care (i.e. in the care of or accommodated by a public authority, religious organisation or any other provider whose sole/main purpose is to benefit society) outside of England but ceased to be so as a result of being adopted only;
- II. Children living in the catchment area with a sibling, who resides in the same household, at the school at the time of admission;
- III. Children living in the catchment area;
- IV. Children living outside of the catchment area who have a sibling, who resides in the same household at the school at the time of admission;
- V. Children of members of staff at Queen Edith, providing that they have been employed for a minimum of two years and / or recruited to fill a vacant post for which there is a demonstrable skills shortage;
- VI. Children who live outside the catchment area, but nearest to the school as measured by a straight line.

In cases of equal merit in each set of criteria, priority will go to children living nearest the school as measured by a straight line. Please refer to the Glossary of Terms on pages 18 - 19 for further information under section Distance Between Home and School.

Queen Emma Primary School

Telephone: **01223 714300**

Gunhild Way, Cambridge, CB1 8QY

School code: 3946

Age range: 2 to 11

PAN for 2026: 30

School type: Foundation, in federation with Queen Edith Primary School

Catchment area: This school's catchment area encompasses the catchment areas of Morley Memorial, Queen Edith and Ridgefield Primary Schools. For information about your catchment school please visit www.cambridgeshire.gov.uk/admissions and check on My Cambridgeshire using the 'My House' tab. for further information.

Oversubscription Criteria:

Children who have a Statement of Special Educational Need (SEN) / Education Health and Care Plan (EHCP) that names the school will be admitted. NB. Those children with a statement of SEN / EHCP that does not name the school will be referred to the Statutory Assessment Team (SAT) to determine an appropriate place.

- I. Children in Care, also known as Looked After Children (LAC), and children who were previously looked after but ceased to be so by reason of adoption, a residence order (now known as a Child Arrangement Order) or special guardianship order;
- II. Children who appear to the Admission Authority to have been in state care (i.e. in the care of or accommodated by a public authority, religious organisation or any other provider whose sole/main purpose is to benefit society) outside of England but ceased to be so as a result of being adopted only;
- III. Children living in the catchment area with a sibling at the school at the time of admission;
- IV. Children living in the catchment area;
- V. Children living outside of the catchment area who have a sibling at the school at the time of admission;
- VI. Children of members of staff, providing that they have been employed for a minimum of two years and / or recruited to fill a vacant post for which there is a demonstrable skills shortage;
- VII. Children who live outside the catchment area, but nearest to the school as measured by a straight line.

In cases of equal merit in each set of criteria, priority will go to children living nearest the school as measured by a straight line. Please refer to the Glossary of Terms on pages 18 - 19 for further information under section Distance Between Home and School.

The Rackham C of E Primary School

Telephone: 01353 662436

Main Street, Witchford, Ely, CB6 2HQ

School code: 3058

Age range: 4 to 11

PAN for 2026: 45

School type: Voluntary controlled

Catchment Area: Coveney, Witchford, Wentworth, Wardy Hill, Wayhead

Oversubscription Criteria: Please see page 27.

Ramnoth Junior School

Telephone: 01945 583690

Ramnoth Road, Wisbech, PE13 2JB

School code: 2020

Age range: 7 to 11
PAN for 2026: 90
School type: Academy

Catchment Area: The area of Wisbech enclosed in the west by the east side of Churchill Road and Elm High Road; in the south and east by the Norfolk border; and in the north even numbers up to 96 Lynn Road to the junction of Clarkson Avenue, Staithe Road and Stow Road numbers 81 upwards.

Oversubscription Criteria:

When the Academy is oversubscribed, after the admission of Children with Statements of Special Educational Needs (SEN) / Education, Health and Care plan (EHCP) where the Academy is named, priority for admission will be given to those children who meet the criteria set out below:

- a) A 'looked after child'. A looked after child is a child who is a) looked after by a local authority or b) being provided with accommodation by a local authority in the exercise of their social services functions in accordance with section 22 (1) of the Children Act 1989). *Details of eligibility must be supplied by the allocated social worker or foster carer.*

Or

A child who was previously looked after but immediately after being looked after became subject to an adoption, child arrangements order, or special guardianship order. This includes children who appear to the admission authority to have been in state care outside of England and ceased to be in state care as a result of being adopted *Proof of eligibility will be required.*

- b) Children who attend Nene Infant and Nursery School.
- c) Children for whom it is essential to be admitted to the Academy because of special circumstances to do with significant medical or social needs, which relate to the child or an immediate member of the child's family. Applications must be supported by medical evidence from a GP or hospital consultant, social worker or similar professional.

The supporting evidence should set out the particular reason why the Academy is the most suitable and the difficulties that would be caused if the child had to attend another school. This evidence must be sent to the Academy by the application closing date, for the applicant to be considered under this criterion.

- d) Children who, on the date of application, have a sibling (i.e. a natural brother or sister, or a half brother or sister, or a legally adopted brother or sister or half-brother or sister, or step brother or sister) who will be living with them at the same address and on roll of the Academy or Nene Infant & Nursery School (NINS).
- e) Children of staff, where the member of staff has been employed by the Nene Infant & Nursery School and Ramnoth Junior School Federation for 2 or more years at the time of application, or the member of staff was recruited to fill a vacant post for which there is a demonstrable skill shortage.
- f) Children living nearest the Academy within the catchment area of **Wisbech enclosed in the west by the east side of Churchill Road and Elm High Road; in the south and east by the Norfolk border; and in the north even numbers to 96 Lynn Road, to the junction of Clarkson Avenue, Clarkson Avenue, Staithe Road and Stow Road numbers 81 and upwards.**
- g) Children living nearest to the Academy outside of the catchment area.

In cases of equal merit in each set of criteria, applicants will be considered under the tie-break process - see school admissions policy 25/6 on their website for further details. Please refer to the Glossary of Terms on pages 18 - 19 for further information under section Distance Between Home and School.

Ramsey Junior School

Telephone: **01487 812500**

Station Road, Ramsey, Huntingdon, PE26 1JA

School code: 2218

Age range: 7 to 11

PAN for 2026: 68

School type: Academy

Catchment Area: Ramsey Forty Foot, Ramsey Hollow and Ramsey town itself. Children who live in Ramsey Mereside who have a sibling at the school or at Spinning Infant School will be given priority over any other children living outside the school's designated area.

Oversubscription Criteria:

When the Academy is oversubscribed, after the admission of Children with Statements of Special Educational Needs (SEN) / Education, Health and Care plan (EHCP) where the Academy is named, priority for admission will be given to those children who meet the criteria set out below:.

a) A 'looked after child'. A looked after child is a child who is a) looked after by a local authority or b) being provided with accommodation by a local authority in the exercise of their social services functions, in accordance with section 22 (1) of the Children Act 1989. *Details of eligibility must be supplied by the allocated social worker or foster carer.*

Or A child who was previously looked after but immediately after being looked after became subject to an adoption, child arrangement order, or special guardianship order. This includes children who appear to the admission authority to have been in state care outside of England and ceased to be in care as a result of being adopted. *Proof of eligibility will be required.*

b) Children who attend Ramsey Spinning Infant School.

c) Children for whom it is essential to be admitted to the Academy because of special circumstances to do with significant medical or social needs, which relate to the child or an immediate member of the child's family. Applications must be supported by medical evidence from a GP or hospital consultant, social worker or similar professional.

The supporting evidence should set out the particular reason why the Academy is the most suitable and the difficulties that would be caused if the child had to attend another School. This evidence must be sent to the Academy by the application closing date, for the applicant to be considered under this criterion.

d) Children who, on the date of admission, will have a sibling (i.e. a natural brother or sister, or a half brother or sister, or a legally adopted brother or sister or half-brother or sister, or step brother or sister) who will be living with them at the same address and on roll of the Academy or Ramsey Spinning Infants School. Children will be considered under this criterion if they have a sibling who attends the Academy or Ramsey Spinning Infants School and who will continue to be on roll when the child joins the Academy.

e) Children of staff, where the member of staff has been employed by the Ramsey Spinning Infant School and Ramsey Junior School Federation for 2 or more years at the time of application, or the member of staff was recruited to fill a vacant post for which there is a demonstrable skill shortage.

f) Children living nearest the Academy within the catchment area of **Ramsey Forty Foot, Ramsey Hollow and Ramsey town itself**.

g) Children living nearest to the Academy outside of the catchment area.

In cases of equal merit in each set of criteria, priority will go to children living nearest the school as measured by a straight line. Please refer to the Glossary of Terms on pages 18 - 19 for further information under section Distance Between Home and School.

Ramsey Spinning Infant School

Telephone: **01487 813587**

High Street, Ramsey, Huntingdon, PE26 1AD

School code: 2216

Age range: 4 to 7

PAN for 2026: 90

School type: Academy

Catchment Area: Ramsey Forty Foot, Ramsey Hollow and Ramsey town itself. Children who live in Ramsey Mereside who have a sibling at the school or at Ramsey Junior School will be given priority over any other children living outside the school's designated area.

Oversubscription Criteria:

When the Academy is oversubscribed, after the admission of Children with Statements of Special Educational Needs (SEN) / Education, Health and Care plan (EHCP) where the Academy is named, priority for admission will be given to those children who meet the criteria set out below:.

a) A 'looked after child'. A looked after child is a child who is a) looked after by a local authority or b) being provided with accommodation by a local authority in the exercise of their social services functions, in accordance with section 22 (1) of the Children Act 1989. *Details of eligibility must be supplied by the allocated social worker or foster carer.*

Or A child who was previously looked after but immediately after being looked after became subject to an adoption, child arrangement order, or special guardianship order. This includes children who appear to the admission authority to have been in state care outside of England and ceased to be in care as a result of being adopted. *Proof of eligibility will be required.*

b) Children for whom it is essential to be admitted to the Academy because of special circumstances to do with significant medical or social needs, which relate to the child or an immediate member of the child's family. Applications must be supported by medical evidence from a GP or hospital consultant, social worker or similar professional.

iThe supporting evidence should set out the particular reason why the Academy is the most suitable and the difficulties that would be caused if the child had to attend another school. This evidence must be sent to the Academy by the application closing date, for the applicant to be considered under this criterion.

c) Children who, on the date of admission, will have a sibling (i.e. a natural brother or sister, or a half brother or sister, or a legally adopted brother or sister or half-brother or sister, or step brother or sister) who will be living with them at the same address and on roll of the Academy or Ramsey Junior School (**RJS**). Children will be considered under this criterion if they have a sibling who attends the Academy or RJS and who will continue to be on roll when the child joins the Academy.

d) Children of staff, where the member of staff has been employed by the Ramsey Spinning Infant School and Ramsey Junior School Federation for 2 or more years at the time of application, or the member of staff was recruited to fill a vacant post for which there is a demonstrable skill shortage.

e) Children living nearest the Academy within the catchment area of **Ramsey Forty Foot, Ramsey Hollow and Ramsey town itself**.

f) Children living nearest to the Academy outside of the catchment area.

In cases of equal merit in each set of criteria, priority will go to children living nearest the school as measured by a straight line. Please refer to the Glossary of Terms on pages 18 - 19 for further information under section Distance Between Home and School.

Ridgefield Primary School

Telephone: 01223 712418

Radegund Road, Cambridge, CB1 3RL

School code: 2453

Age range: 3 to 11

PAN for 2026: 30

School type: Foundation with Trust

Catchment area: For information about your catchment school please visit www.cambridgeshire.gov.uk/admissions and check on My Cambridgeshire using the 'My House' tab. This school's catchment area is also served by Queen Emma Primary School

Oversubscription Criteria:

Children who have a Statement of Special Educational Need (SEN) / Education Health and Care Plan (EHCP) that names the school will be admitted. NB. Those children with a statement of SEN / EHCP that does not name the school will be referred to the Statutory Assessment Team (SAT) to determine an appropriate place.

1. Children who appear to the Admission Authority to have been in state care (i.e. in the care of or accommodated by a public authority, religious organisation or any other provider whose sole/main purpose is to benefit society) outside of England but ceased to be so as a result of being adopted only.
2. Children in Care (CIC) and Children who were previously in care (CIC) but ceased to be so by reason of adoption, a residence order (now known as a child arrangement order) or special guardianship order.
3. Children with a sibling at the school at the time of admission and who live in the catchment area;
4. Children living in the catchment area;
5. Children living outside the catchment area who have a sibling at the school at the time of admission;
6. Children living outside the catchment area who have applied and been unable to gain a place at their Cambridgeshire catchment area school because of oversubscription;
7. Children living outside the catchment area, but nearest the school as measured by a straight line.

In cases of equal merit in each set of criteria, priority will go to children living nearest the school as measured by a straight line. Please refer to the Glossary of Terms on pages 18 - 19 for further information under section Distance Between Home and School.

Robert Arkenstall Primary School

Telephone: 01353 740253

Camping Close, Haddenham, Ely, CB6 3UA

School code: 2070

Age range: 4 to 11

PAN for 2026: 40

School type: Community

Catchment Area: Aldreth and Haddenham and west to the Hundred Foot Drain

Oversubscription Criteria: Please see page 27.

The Round House Primary Academy

Telephone: **01480 479890**

School Drive, St Neots, PE19 6AW

School code: 2019

Age range: 4 to 11

PAN for 2026: 60

School type: Academy

Catchment Area: That part of St Neots bounded to the south by Cambridge Road, the north by Priory Hill, the east by the eastern boundary of Love's Farm development and the west by the railway line.

Oversubscription Criteria:

Children who have a Statement of Special Educational Need (SEN) / Education Health and Care Plan (EHCP) that names the school will be admitted. NB. Those children with a statement of SEN / EHCP that does not name the school will be referred to the Statutory Assessment Team (SAT) to determine an appropriate place.

1. Children in Care (CIC) and Children who were previously in care (CIC) but ceased to be so by reason of adoption, a residence order (now known as a child arrangement order) or special guardianship order.
2. Children living⁹⁰ in the catchment area with a sibling⁹¹ at the school at the time of admission.
3. Children living in the catchment area.
4. Children living outside the catchment area who have a sibling at the school at the time of admission.
5. Children living outside the catchment area who have applied and been unable to gain a place at their Cambridgeshire catchment area school because of oversubscription.
6. Children who live outside the catchment area.

In cases of equal merit in each set of criteria, priority will go to children living nearest the school as measured by a straight line. Please refer to the Glossary of Terms on pages 18 - 19 for further information under section Distance Between Home and School.

Sawtry Infant School

Telephone: **01487 830678**

Middlefield Road, Sawtry, Huntingdon, PE28 5SH

School code: 2255

Age range: 4 to 7

PAN for 2026: 60

School type: Community

Catchment Area: Buckworth, Coppingford, Glatton, Upton, Sawtry, Great Gidding, Little Gidding, Steeple Gidding, Winwick and Hamerton.

Oversubscription Criteria: Please see page 27

⁹⁰ Home Address - the place the child resides for the majority of school nights with an adult who has parental responsibility.

⁹¹ Sibling – Shares same biological parents, brother sister, half-brother/sister or legally adopted living at same address as child.

Sawtry Junior Academy

Telephone: 01487 830204

Middlefield Road, Sawtry, Huntingdon, PE28 5SH

School code: 2220

Age range: 7 to 11

PAN for 2026: 65

School type: Academy

Catchment Area: Buckworth, Coppingford, Glatton, Upton, Sawtry, Great Gidding, Little Gidding, Steeple Gidding, Winwick and Hamerton.

Oversubscription Criteria:

Children who have a Statement of Special Educational Need (SEN) / Education Health and Care Plan (EHCP) that names the school will be admitted. NB. Those children with a statement of SEN / EHCP that does not name the school will be referred to the Statutory Assessment Team (SAT) to determine an appropriate place.

1. Children in Care (CIC) and children who were previously in care (CIC) but ceased to be so by reason of adoption, a residence order (now known as a child arrangement order) or special guardianship order;
2. Children who live in the catchment area, attend the partner infant school and who have a sibling at the school (or partner infant school) at the time of admission.
3. Children who live in the catchment area who have a sibling at the school (or partner infant school) at the time of admission.
4. Children who live in the catchment area and who attend the partner infant school.
5. Children living in the catchment area.
6. Children who live outside the catchment area, but attend the partner infant school and have a sibling at the school (or partner infant school) at the time of admission.
7. Children who live outside the catchment area, but have a sibling at the school (or partner infant school) at the time of admission.
8. Children who live outside the catchment area, but who attend the partner infant school.
9. Children living outside the catchment area who have applied and been unable to gain a place at their Cambridgeshire catchment area school because of oversubscription.
10. Children who live outside the catchment area, but nearest the school as measured by a straight line.

In cases of equal merit in each set of criteria, priority will go to children living nearest the school as measured by a straight line. Please refer to the Glossary of Terms on pages 18 - 19 for further information under section Distance Between Home and School.

The Shade Primary School

Telephone: 01353 886880

The Shade, Soham, CB7 5DE

School code: 2008

Age range: 3 to 11

PAN for 2026: 30

School type: Academy

Catchment Area: The Shade Primary School serves the villages of Barway and Barcham and Soham town.

Oversubscription Criteria:

All children whose statement of Special Educational Needs (SEN) or Education, Health and Care (EHC) plan names the school will be admitted before any other places are allocated.

If the school is not oversubscribed, all applicants will be offered a place.

In the event that the school receives more applications than the number of places it has available, places will be given to those children who meet any of the criteria set out below, in order until all places are filled.

1. Highest priority will be given to children in care ¹ and all previously children in care ² who apply for a place at the school.
2. Priority will next be given to children with siblings at the school. Siblings include step siblings, foster siblings, adopted siblings and other children living permanently at the same address. Priority will not be given to children with siblings who are former pupils of the school.
3. Children living in the villages of Barway and Barcham.
4. Children living in Soham.
5. Priority will next be given to children of staff at the school, in either of the following circumstances:
 - a) The member of staff has been employed at the school for two or more years at the time at which the application for admission to the school is made, or
 - b) The member of staff is recruited to fill a vacant post for which there is a demonstrable skill shortage.
6. Children living outside of the catchment area of the school.

In cases of equal merit, priority will go to the child closest to the school by the shortest straight line distance from the reference point of the home to the reference point of the school both as determined by the National Land and Property Gazetteer (NLPG). **Please refer to the Glossary of Terms on pages 19 - 20 for further information under section Distance Between Home and School.**

1. Looked after children are children who, at the time of making an application to a school, are:

In the care of a local authority, or

Being provided with accommodation by a local authority in exercise of its social services functions

2. Previously looked after children are children who were looked after, but ceased to be so because they:

- Were adopted under the Adoption Act 1976 or the Adoption and Children Act 2002, or
- Became subject to a child arrangements order, or
- Became subject to a special guardianship order

This includes children who appear to the Admission Authority to have been in state care (i.e. in the care of or accommodated by a public authority, religious organisation or any other provider whose sole/main purpose is to benefit society) outside of England but ceased to be so as a result of being adopted only.

Shirley Community Primary School

Telephone: 01223 712252

Nuffield Road, Chesterton, CB4 1TF

School code: 2115

Age range: 3 to 11

PAN for 2026: 60

School type: Community

Catchment area: For information about your catchment school please visit

www.cambridgeshire.gov.uk/admissions and check on My Cambridgeshire using the 'My House' tab.

Oversubscription Criteria: Please see page 27

Somersham Primary School

Telephone: **01487 840412**
Parkhall Road, Somersham, Huntingdon, PE28 3EU
School code: 2089
Age range: 4 to 11
PAN for 2026: 50
School type: Academy

Catchment Area: Somersham and Pidley

Oversubscription Criteria:

Children who have a Statement of Special Educational Need (SEN) / Education Health and Care Plan (EHCP) that names the school will be admitted. NB. Those children with a statement of SEN / EHCP that does not name the school will be referred to the Statutory Assessment Team (SAT) to determine an appropriate place.

1. Children in Care, also known as Looked After Children (LAC); and children who were looked after but ceased to be so by reason of an adoption or resident order or special guardianship order.
2. Children who appear to the Admission Authority to have been in state care (i.e. in the care of or accommodated by a public authority, religious organisation or any other provider whose sole/main purpose is to benefit society) outside of England but ceased to be so as a result of being adopted only;
3. Children living in the catchment area with a sibling at the school at the time of admission;
4. Children living in the catchment area;
5. Children living outside the catchment area who have a sibling at the school at the time of admission;
6. Children living outside the catchment area who have applied and been unable to gain a place at their Cambridgeshire catchment area school because of oversubscription;
7. Children who live outside the catchment area, but nearest the school as measured by a straight line.

In cases of equal merit in each set of criteria, priority will go to children living nearest the school as measured by a straight line. Please refer to the Glossary of Terms on pages 18 - 19 for further information under section Distance Between Home and School.

Spaldwick Primary School

Telephone: **01480 890371**
Royston Avenue, Spaldwick, Huntingdon, PE28 0TH
School code: 2222
Age range: 4 to 11
PAN for 2026: 24
School type: Academy

Catchment Area: Spaldwick, Easton, Ellington, Grafham, Stow Longa, Barham and Woolley.

Oversubscription Criteria:

Children who have a Statement of Special Educational Need (SEN) / Education Health and Care Plan (EHCP) that names the school will be admitted. NB. Those children with a statement of SEN / EHCP that does not name the school will be referred to the Statutory Assessment Team (SAT) to determine an appropriate place.

1. Children in Care (CIC) and Children who were previously in care (CIC) but ceased to be so by reason of adoption, a residence order (now known as a child arrangement order) or special guardianship order ;
2. Children who appear to have been in state care outside of England and ceases to be in state care as a result of being adopted.
3. Children living in the catchment area with a sibling at the school (or partner infant/junior school) at the time of admission;
4. Children living in the catchment area;
5. Children living outside the catchment area who have a sibling at the school (or partner infant/junior school) at the time of admission;

6. Children of members of staff, providing that they have been employed for a minimum of two years and/or are recruited to fill a vacant post for which there is a demonstrable skills shortage.
7. Children who live outside the catchment area, but nearest the school as measured by a straight line.

In cases of equal merit in each set of criteria, priority will go to children living nearest the school as measured by a straight line. Please refer to the Glossary of Terms on pages 18 - 19 for further information under section Distance Between Home and School.

The Spinney Primary School

Telephone: 01223 568836

Hayster Drive, Cherry Hinton, Cambridge, CB1 9PB

School code: 2335

Age range: 4 to 11

PAN for 2026: 30

School type: Community

Catchment area: For information about your catchment school please visit www.cambridgeshire.gov.uk/admissions and check on My Cambridgeshire using the 'My House' tab.

Oversubscription Criteria: Please see page 27

Spring Meadow Infant School

Telephone: 01353 664742

High Barns, Ely, CB7 4RB

School code: 2329

Age range: 3 to 7

PAN for 2026: 60

School type: Community

Catchment Area: Ely (excluding the area served by Ely St John's School and the Lantern School) including Stuntney, Prickwillow, Chettisham and Queen Adelaide.

Oversubscription Criteria: Please see page 27.

St Alban's Catholic Primary School

Tel: 01223 712148

Lensfield Road, Cambridge, CB2 1EN

School code: 3360

Age range: 4 to 11

PAN for 2026: 30

School type: Academy

Catchment area: This school does not have a geographical catchment area.

NB. All religious applicants must also complete a Supplementary Information Form and provide evidence of baptism, such as a certificate of baptism, which must both be returned to the school.

Oversubscription Criteria:

Children who have a Statement of Special Educational Need (SEN) / Education Health and Care Plan (EHCP) that names the school will be admitted. NB. Those children with a statement of SEN / EHCP that does not name the school will be referred to the Statutory Assessment Team (SAT) to determine an appropriate place.

Where there are more applications for places than the number of places available, places will be offered according to the following order of priority.

1. Baptised Catholic looked after and previously looked after children. (see notes 2&3)
2. Baptised Catholic children, (at the time of application), with siblings in attendance at the time of admissions.
3. Baptised Catholic children who are resident South of the River Cam
4. Other Baptised Catholic children. (see note 3)
5. Other looked after and previously looked after children. (see note 2)
6. Catechumens and members of an Eastern Christian Church. (see notes 4&5)
7. Children of other Christian denominations whose membership is evidenced by a minister of religion. (see note 6)
8. Children of other faiths whose membership is evidenced by a religious leader. (see note 7)
9. Any other children.

Within each of the categories listed above, the following provisions will be applied in the following order.

- (i) The attendance of a sibling at the school at the time of enrolment will increase the priority of an application within each category so that the application will be placed at the top of the category in which the application is made (see note 8).
- (ii) After children in (i) above, priority will be given within each category to children living closest to the school. Distances are measured on a straight line "crow fly" basis, using Ordnance Survey data. In the event of distances being the same for two or more children where this would determine the last place to be allocated, random allocation will be carried out and supervised by a person independent of the school. Under random allocation, all the names will be entered into a 'hat' and the required number of names will be drawn out
- (iii) Application Procedures and Timetable

To apply for a place at this school in the normal admission round⁹², you **must** complete a Common Application Form available from the local authority in which you live. Applications can also be submitted online to www.cambridgeshire.gov.uk/admissions. You are also requested to complete the Supplementary Information Form which is available from the school website <http://www.stalbans.cambs.sch.uk/> or the school office if you wish to apply under oversubscription criteria 1 to 3 or 5 to 7. The Supplementary Information Form should be returned to the school office by 15th January 2026.

If you do not provide the information required in the SIF and return it by the closing date, together with all supporting documentation, your child will not be placed in criteria 1 to 4 or 6 to 8 and this is likely to affect your child's chance of being offered a place.

All applications which are submitted on time will be considered at the same time and after the closing date for admissions which is 15th January 2026.

Please refer to the Glossary of Terms on pages 18 - 19 for further information under section Distance Between Home and School.

Notes (these notes form part of the oversubscription criteria)

1. An Education, Health and Care Plan is a plan made by the local authority under section 37 of the Children and Families Act 2014, specifying the special educational provision required for a child.
2. A 'looked after child' has the same meaning as in section 22(1) of the Children Act 1989, and means any child who is (a) in the care of a local authority or (b) being provided with accommodation by them in the exercise of their social services functions (e.g. children with foster parents) at the time of making application to the school.

⁹² This is for admission to the school at the start of the school year in September and not for applications made in-year.

A 'previously looked after child' is a child who was looked after, but ceased to be so because he or she was adopted, or became subject to a child arrangements order or special guardianship order, included in this definition are those children who appear (to the governing body) to have been in state care outside of England and who ceased to be in state care as a result of being adopted.

3. 'Catholic' means a member of a Church in full communion with the See of Rome. This includes the Eastern Catholic Churches. This will normally be evidenced by a certificate of baptism in a Catholic Church or a certificate of reception into the full communion of the Catholic Church. For the purposes of this policy, it includes a looked after child who is part of a Catholic family where a letter from a priest demonstrates that the child would have been baptised or received if it were not for their status as a looked after child (e.g. a looked after child in the process of adoption by a Catholic family).

For a child to be treated as Catholic, evidence of Catholic baptism or reception into the Church will be required. Those who have difficulty obtaining written evidence of baptism should contact their Parish Priest who, after consulting with the Diocese, will decide how the question of baptism is to be resolved and how written evidence is to be produced in accordance with the law of the Church.

4. 'Catechumen' means a member of the catechumenate of a Catholic Church. This will normally be evidenced by a certificate of reception into the order of catechumens.

5. 'Eastern Christian Church' includes Orthodox Churches, and is normally evidenced by a certificate of baptism or reception from the authorities of that Church.

6. "children of other Christian denominations" means children who belong to other churches and ecclesial communities which, acknowledge God's revelation in Christ, confess the Lord Jesus Christ as God and Saviour according to the Scriptures, and, in obedience to God's will and in the power of the Holy Spirit commit themselves: to seek a deepening of their communion with Christ and with one another in the Church, which is his body; and to fulfil their mission to proclaim the Gospel by common witness and service in the world to the glory of the one God, Father, Son and Holy Spirit. An ecclesial community which on principle has no credal statements in its tradition, is included if it manifests faith in Christ as witnessed to in the Scriptures and is committed to working in the spirit of the above.

All members of Churches Together in England and CYTŪN are deemed to be included in the above definition, as are all other churches and ecclesial communities that are in membership of any local Churches Together Group (by whatever title) on the above basis.

7. "Children of other faiths" means children who are members of a religious community that does not fall within the definition of 'other Christian denominations' at 6 above and which falls within the definition of a religion for the purposes of charity law. The Charities Act 2011 defines religion to include:

- A religion which involves belief in more than one God, and
- A religion which does not involve belief in a God.

Case law has identified certain characteristics which describe the meaning of religion for the purposes of charity law, which are characterised by a belief in a supreme being and an expression of belief in that supreme being through worship.

8. 'Sibling' includes:

- (i) all natural brothers or sisters, half brothers or sisters, adopted brothers or sisters, stepbrothers or sisters, foster brothers or sisters and
- (ii) the child of a parent's partner where that child lives for at least part of the week in the same family unit at the same address as the applicant.

In all these cases, the child and their sibling will both be living at the same address in a single family unit. This means that children from different family units, where those are living together at the same address, are not considered siblings under this criterion.

9. A 'parent' means all natural parents, any person who is not a parent but has parental responsibility for a child, and any person who has care of a child.

St Andrew's C of E Primary School

Telephone: 01353 720345

Sand Street, Soham, Ely, CB7 5AA

School code: 3083

Age range: 3 to 11

PAN for 2026: 60

School type: Academy

Catchment Area: St Andrew's C of E Primary School services the villages of Wicken, Upware and Padney and Soham town.

Oversubscription Criteria:

Children who have a Statement of Special Educational Need (SEN) / Education Health and Care Plan (EHCP) that names the school will be admitted. NB. Those children with a statement of SEN / EHCP that does not name the school will be referred to the Statutory Assessment Team (SAT) to determine an appropriate place.

1. Looked after children and previously looked after children including those who appear (to the Admissions Authority) to have been in state care outside of England and ceased to be in state care as a result of being adopted.
2. Sibling: where the child has a sibling in the school or a sibling has already been offered a place at the school, and where the sibling will still be attending the school at the time of admission but not in a specialist unit or a specialist resource base for Hearing Impaired provision or in a nursery/pre-school. Priority will be given, where necessary, to applications where there is the smallest age gap.
3. Children living in the villages of Wicken, Upware and Padney and in the area to the south of Soham known as Downfields. (The Downfields area of Soham is defined as the Fordham Road to the south of the mini roundabout where Fordham Road meets Orchard Row, Orchard Row, Centre Road, Mistral Close, Windmill Close, Cornmills Road and Military Road).
4. Children living in Soham.
5. Children living outside of the catchment area of the school
6. Children of staff recruited to fill a vacant post at the school for which there is a demonstrable skill shortage. DEMAT is required to approve the Headteachers' designation of such posts and confirm the assessment that a member of staff appointed meets the requirements of the shortage. Priority will be limited to one place for each form of entry in any year.
7. All other applicants

In cases of equal merit in each set of criteria, priority will go to children living nearest the school as measured by a straight line. Please refer to the Glossary of Terms on pages 18 - 19 for further information under section Distance Between Home and School.

St Anne's C of E Primary School

Telephone: 01480 375300

London Road, Godmanchester, Huntingdon, PE29 2WW

School code: 3384

Age range: 4 to 11
PAN for 2026: 30
School type: Voluntary aided

Catchment Area: St Anne's Church of England Primary School services children from the catchment area which is the parish of Godmanchester, including the Roman's Edge development.

Oversubscription Criteria:

Children who have a statement of special educational needs that names the school will be allocated places ahead of all other applicants in either the religious or non-religious categories, as appropriate to information provided in their application. NB. Children with a statement of SEN that does not name the school will be referred to SAT to determine an appropriate place.

The School has a Published Admission Number (PAN) of 30, which is the maximum number of children who will be offered a place in the Reception Class (initial year of entry at age 4+).

Applications on Religious Grounds:

Up to a maximum of 10 places will be allocated to children whose parents make a successful application on Religious Grounds (R). See notes a, b, c below for definition of Religious Grounds. A completed Supplementary Information Form, giving details of the religious grounds, signed by a priest or minister of religion, will be required to confirm that the criteria are satisfied. Applications which are unsuccessful on Religious Grounds (either because they do not meet the criteria, or because there are more applicants than the maximum of 10) will be treated as Non-Religious applications (N).

- R1.** Children in care (CIC) who make a successful application on Religious Grounds
- N1.** Other Children in Care (CIC)
- R2.** Children **with a sibling** (see note d) already at the school who make a successful application on Religious Grounds
- N2.** Other children **with a sibling** (see note d) already at the school
- R3.** Children without a sibling at the school, who make a successful application on Religious Grounds.
- N3.** Other children without a sibling at the school who live in the published catchment area
- N4.** All other children.

Notes

- (a) Religious applications *within* each criteria R1, R2 and R3 are assessed in the following order of priority:
 1. Children who live in Godmanchester and whose parent(s)/guardian(s) attend the Parish Church of St Mary the Virgin, Godmanchester;
 2. Children who live in Godmanchester, and whose parent(s)/guardian(s) attend a Church in Godmanchester
 3. Children who live in Godmanchester, and whose parent(s)/guardian(s) attend a Church outside Godmanchester if there is no church of that denomination in Godmanchester
 4. Children who do not live in Godmanchester and whose parent(s)/guardian(s) attend the Parish Church of St Mary the Virgin, Godmanchester
 5. Children who do not live in Godmanchester and whose parent(s)/guardian(s) attend a church in Godmanchester
- (b) 'Church' is defined as one which is in membership either of Churches Together in England or of the Evangelical Alliance.
- (c) "Parents/guardians who attend church" are defined as attending divine worship or a public act of worship at least twice a month during the twelve months preceding 1st December prior to the year of entry to the Reception class of the school in September. For casual entries at any other time, it is twelve months prior to the date of application
- (d) To make an application under **R2** or **N2** (children with a sibling already at the school), the sibling must be at the school at the time of the application and must still be at the school at the time the applicant enters.

If there are more applicants than places available in the lowest applicable category, priority will be given to applicants who live the shortest straight line distance, as calculated by the Local Authority. In the unlikely event of the distance being equal, places will be decided by lottery.

Please refer to the Glossary of Terms on pages 18 - 19 for further information under section Distance Between Home and School.

St Helen's Primary School

Telephone: 01487 841468

Colne Road, Bluntisham, Huntingdon, PE28 3NY

School code: 5200

Age range: 4 to 11

PAN for 2026: 30

School type: Foundation

Catchment Area: Bluntisham and Colne

Oversubscription Criteria:

Children who have a Statement of Special Educational Need (SEN) / Education Health and Care Plan (EHCP) that names the school will be admitted. NB. Those children with a statement of SEN / EHCP that does not name the school will be referred to the Statutory Assessment Team (SAT) to determine an appropriate place.

1. Children in care (CIC) a child who was previously in care (CIC) but immediately after being in care (CIC) became subject to an adoption, a child arrangement order (resident order) or special guardianship order. A looked after child is a child who is a) in the care of a local authority, or b) being provided with accommodation by a local authority in the exercise of their social services functions (see the definition in section 22 (1) of the Children Act 1989)
2. Children living in the catchment area who have a sibling at the School at the time of admission;
3. Children living in the catchment area;
4. Children living outside the catchment area who have a sibling at the School at the time of admission;
5. Children living outside the catchment area.

In cases of equal merit priority will go to children living nearest the school by shortest straight line distance. Please refer to the Glossary of Terms on pages 18 - 19 for further information under section Distance Between Home and School.

St John's C of E Primary School

Telephone: 01480 375026

Sallowbush Road, Huntingdon, PE29 7LA

School code: 3072

Age range: 4 to 11

PAN for 2026: 60

School type: Academy

Catchment Area: This school does not operate a catchment area

Oversubscription Criteria:

When the school is oversubscribed, after the admission of Children with an Education, Health and Care Plan (EHCP) where the Academy is named, priority for admission will be given to those children who meet the criteria set out below:

- 1 Looked after children⁹³ and previously looked after children⁹⁴ including those who appear (to the Admissions Authority) to have been in state care outside of England⁹⁵ and ceased to be in state care as a result of being adopted⁹⁶.
- 2 Sibling⁹⁷: where the child has a sibling in the school or a sibling has already been offered a place at the school, and where the sibling will still be attending the school at the time of admission but not in a specialist unit or a specialist resource base for Hearing Impaired provision or in a nursery/pre-school. Priority will be given, where necessary, to applications where there is the smallest age gap.
- 3 Children of staff recruited to fill a vacant post at the school for which there is a demonstrable skill shortage. DEMAT is required to approve the Headteachers' designation of such posts and confirm the assessment that a member of staff appointed meets the requirements of the shortage. Priority will be limited to one place for each form of entry in any year.
- 4 All other applicants

In cases of equal merit in each set of criteria, priority will go to children living nearest the school as measured by a straight line. Please refer to the Glossary of Terms on pages 18 - 19 for further information under section Distance Between Home and School.

St Laurence RC Primary School

Tel: 01223 712227

Arbury Road, Cambridge, CB4 2JX

School code: 3366

Age range: 4 to 11

PAN for 2026: 30

School type: Academy

Catchment area: This school does not have a geographical catchment area.

Oversubscription Criteria:

The admission of pupils with a Statement of Educational Needs or an Education, Health and Care Plan is dealt with by a completely separate procedure. Children with a Statement of Special Educational Needs or Education, Health and Care Plan that names the school must be admitted. Where this takes place before the

⁹³ A 'looked after child' is a child who is (a) in the care of a local authority, or (b) being provided with accommodation by a local authority in the exercise of their social services functions (see the definition in Section 22(1) of the Children Act 1989) at the time of making an application to a school.

⁹⁴ Children who were looked after, but ceased to be so because they were adopted or became subject to a child arrangements order or special guardianship order, immediately following having been looked after,

⁹⁵ A child is regarded as having been in state care outside of England if they were in the care of or were accommodated by a public authority, a religious organisation, or any other provider of care whose sole or main purpose is to benefit society.

⁹⁶ This includes children who were adopted under the Adoption Act 1976 (see Section 12 adoption orders) and children who were adopted under the Adoption and Children Act 2002 (see Section 46 adoption orders).

⁹⁷ The term 'sibling' includes: natural, half, step, and adopted brothers and sisters; a child of the partner of the parent; and children who are fostered into the family. In all these cases, the child and their sibling will both be living at the same address (that is where the child is ordinarily resident) in a single family unit. This means that children in other family units, living together at the same address, are not considered siblings under this criterion.

allocation of places under these arrangements this will reduce the number of places available to other children.

Where there are more applications for places than the number of places available, places will be offered according to the following order of priority.

1. Baptised Catholic children in care (CIC) and previously in care (CIC) children (see notes 2 and 3) ;
2. Baptised Catholic children who are resident in the parish(es) of St Laurence's, Cambridge (see notes 3 and 10)
3. Other Baptised Catholic children. (see note 3)
4. Other children in care (CIC) and previously in care (CIC) children. (see note 2)
5. Catechumens and members of an Eastern Christian Church. (see notes 4&5)
6. Children of other Christian denominations whose membership is evidenced by a minister of religion. (see note 6)
7. Children of other faiths whose membership is evidenced by a religious leader. (see note 7)
8. Children who have a parent or guardian who is a member of staff at the school and the member of staff has either been employed for a minimum of two years or has been recruited to fill a vacant post for which there was a demonstrable skill shortage.
9. Any other children.

Within each of the categories listed above, the following provisions will be applied in the following order.

(i) The attendance of a sibling at the school at the time of enrolment will increase the priority of an application within each category so that the application will be placed at the top of the category in which the application is made (see note 8).

(ii) After children in (i) above, priority will be given within each category to children living closest to the school. Distances are measured on a straight line "crow fly" basis, using Ordnance Survey data. In the event of distances being the same for two or more children where this would determine the last place to be allocated, random allocation will be carried out and supervised by a person independent of the school. Under random allocation, all the names will be entered into a 'hat' and the required number of names will be drawn out.

When oversubscription exists, the above categories will be taken into consideration to prioritise a waiting list. In cases of equal merit, after the above categories are considered, priority will go to children living nearest the school. Please refer to the Glossary of Terms on pages 18 - 19 for further information under Distance Between Home and School.

Notes (these notes form part of the oversubscription criteria)

1. An Education, Health and Care Plan is a plan made by the local authority under section 37 of the Children and Families Act 2014, specifying the special educational provision required for a child.

2. A 'looked after child' has the same meaning as in section 22(1) of the Children Act 1989, and means any child who is (a) in the care of a local authority or (b) being provided with accommodation by them in the exercise of their social services functions (e.g. children with foster parents) at the time of making application to the school.

A 'previously looked after child' is a child who was looked after, but ceased to be so because he or she was adopted, or became subject to a child arrangements order or special guardianship order immediately following having been looked after.

3. 'Catholic' means a member of a Church in full communion with the See of Rome. This includes the Eastern Catholic Churches. This will normally be evidenced by a certificate of baptism in a Catholic Church or a certificate of reception into the full communion of the Catholic Church. For the purposes of this policy, it includes a looked after child who is part of a Catholic family where a letter from a priest demonstrates that the child would have been baptised or received if it were not for their status as a looked after child (e.g. a looked after child in the process of adoption by a Catholic family).

For a child to be treated as Catholic, evidence of Catholic baptism or reception into the Church will be required. Those who have difficulty obtaining written evidence of baptism should contact their Parish Priest who, after consulting with the Diocese, will decide how the question of baptism is to be resolved and how written evidence is to be produced in accordance with the law of the Church.

4. 'Catechumen' means a member of the catechumenate of a Catholic Church. This will normally be evidenced by a certificate of reception into the order of catechumens.
5. 'Eastern Christian Church' includes Orthodox Churches, and is normally evidenced by a certificate of baptism or reception from the authorities of that Church.
6. "children of other Christian denominations" means children who belong to other churches and ecclesial communities which, acknowledge God's revelation in Christ, confess the Lord Jesus Christ as God and Saviour according to the Scriptures, and, in obedience to God's will and in the power of the Holy Spirit commit themselves: to seek a deepening of their communion with Christ and with one another in the Church, which is his body; and to fulfil their mission to proclaim the Gospel by common witness and service in the world to the glory of the one God, Father, Son and Holy Spirit. An ecclesial community which on principle has no credal statements in its tradition, is included if it manifests faith in Christ as witnessed to in the Scriptures and is committed to working in the spirit of the above. All members of Churches Together in England and CYTŪN are deemed to be included in the above definition, as are all other churches and ecclesial communities that are in membership of any local Churches Together Group (by whatever title) on the above basis.
7. "children of other faiths" means children who are members of a religious community that does not fall within the definition of 'other Christian denominations' at 6 above and which falls within the definition of a religion for the purposes of charity law. The Charities Act 2011 defines religion to include:
- A religion which involves belief in more than one God, and
 - A religion which does not involve belief in a God.
- Case law has identified certain characteristics which describe the meaning of religion for the purposes of charity law, which are characterised by a belief in a supreme being and an expression of belief in that supreme being through worship.
8. 'Sibling' includes:
- (i) natural brothers or sisters, half brothers or sisters, adopted brothers or sisters, stepbrothers or sisters, foster brothers or sisters, and
- (ii) the child of a parent's partner where that child lives for at least part of the week in the same family unit at the same address as the applicant.
- In all these cases, the child and their sibling will both be living at the same address in a single family unit. This means that children from different family units, where those are living together at the same address, are not considered siblings under this criterion.
9. A 'parent' means all natural parents, any person who is not a parent but has parental responsibility for a child, and any person who has care of a child.
10. Saint Laurence's parish covers the area of Cambridge north of the River Cam. As well as the area in close proximity to the church, it serves Arbury, Kings Hedges and North Chesterton, as falling within postcode area CB4. In addition, it covers the outlying villages of Histon, Impington, Girton, Cottenham, Milton, Landbeach and Waterbeach.

St Luke's C of E Primary School

Tel: 01223 566879

French's Road, Cambridge, CB4 3JZ

School code: 2086

Age range: 4 to 11

PAN for 2026: 15

School type: Academy

Catchment Area: The school has a catchment area, defined by the Local Authority, but welcome applications from all children, regardless of religious affiliation or residential location. Information about the catchment area is available from the Local Authority or the school

Oversubscription Criteria:

When the school is oversubscribed, after the admission of Children with an Education, Health and Care Plan (EHCP) where the Academy is named, priority for admission will be given to those children who meet the criteria set out below:

- 1 Looked after children⁹⁸ and previously looked after children⁹⁹ including those who appear (to the Admissions Authority) to have been in state care outside of England¹⁰⁰ and ceased to be in state care as a result of being adopted¹⁰¹.
- 2 Sibling¹⁰²: where the child has a sibling in the school or a sibling has already been offered a place at the school, and where the sibling will still be attending the school at the time of admission but not in a specialist unit or a specialist resource base for Hearing Impaired provision or in a nursery/pre-school. Priority will be given, where necessary, to applications where there is the smallest age gap.
- 3 Children of staff recruited to fill a vacant post at the school for which there is a demonstrable skill shortage. DEMAT is required to approve the Headteachers' designation of such posts and confirm the assessment that a member of staff appointed meets the requirements of the shortage. Priority will be limited to one place for each form of entry in any year.
- 4 Parents or carers of children who are applying for a church place who specifically wish their children to be educated at a Church of England school¹⁰³. These places will be prioritised in the following order.
 - Families linked to the parish church,
 - Families linked to other Church of England churches,
 - Families linked to other Christian churches.

Within these categories applicants will be prioritised as follows:

- Families at the heart of their church (attending monthly or more frequently over a period of one year directly preceding the admissions deadline date),
- Families known to their church (attending less frequently than monthly over a period of one year directly preceding the admissions deadline date)

Parents applying on religious grounds must also submit a Supplementary Information Form

5 All other applicants

⁹⁸ A 'looked after child' is a child who is (a) in the care of a local authority, or (b) being provided with accommodation by a local authority in the exercise of their social services functions (see the definition in Section 22(1) of the Children Act 1989) at the time of making an application to a school.

⁹⁹ Children who were looked after, but ceased to be so because they were adopted or became subject to a child arrangements order or special guardianship order, immediately following having been looked after,

¹⁰⁰ A child is regarded as having been in state care outside of England if they were in the care of or were accommodated by a public authority, a religious organisation, or any other provider of care whose sole or main purpose is to benefit society.

¹⁰¹ This includes children who were adopted under the Adoption Act 1976 (see Section 12 adoption orders) and children who were adopted under the Adoption and Children Act 2002 (see Section 46 adoption orders).

¹⁰² The term 'sibling' includes: natural, half, step, and adopted brothers and sisters; a child of the partner of the parent; and children who are fostered into the family. In all these cases, the child and their sibling will both be living at the same address (that is where the child is ordinarily resident) in a single family unit. This means that children in other family units, living together at the same address, are not considered siblings under this criterion.

¹⁰³ In the event that during the period specified for attendance at worship the church has been closed for public worship and has not provided alternative premises for that worship, the requirements of these admissions arrangements in relation to attendance will only apply to the period when the church or alternative premises have been available for public worship.'

In cases where there are more applicants within a criterion than there are places available, a straightline distance measurement between the child's home and the school will be used to rank applications.

Please refer to the Glossary of Terms on pages 18 - 19 for further information under section Distance Between Home and School.

St Mary's C of E Primary School

Telephone: **01480 398048**

Wintringham Road, St Neots, PE19 1NX

School code: 2038

Age range: 3 to 11

PAN for 2026: 15

School type: Academy

Catchment Area: This school does not operate a catchment area.

Oversubscription Criteria: When the school is oversubscribed, after the admission of Children with an Education, Health and Care Plan (EHCP) where the Academy is named, priority for admission will be given to those children who meet the criteria set out below:

1. Looked after children¹⁰⁴ and previously looked after children¹⁰⁵ including those who appear (to the Admissions Authority) to have been in state care outside of England¹⁰⁶ and ceased to be in state care as a result of being adopted¹⁰⁷.
2. Sibling¹⁰⁸: where the child has a sibling in the school or a sibling has already been offered a place at the school, and where the sibling will still be attending the school at the time of admission but not in a specialist unit or a specialist resource base for Hearing Impaired provision or in a nursery/pre-school. Priority will be given, where necessary, to applications where there is the smallest age gap.
3. Children of staff recruited to fill a vacant post at the school for which there is a demonstrable skill shortage. DEMAT is required to approve the Headteachers' designation of such posts and confirm the assessment that a member of staff appointed meets the requirements of the shortage. Priority will be limited to one place for each form of entry in any year.

¹⁰⁴ A 'looked after child' is a child who is (a) in the care of a local authority, or (b) being provided with accommodation by a local authority in the exercise of their social services functions (see the definition in Section 22(1) of the Children Act 1989) at the time of making an application to a school.

¹⁰⁵ Children who were looked after, but ceased to be so because they were adopted or became subject to a child arrangements order or special guardianship order, immediately following having been looked after,

¹⁰⁶ A child is regarded as having been in state care outside of England if they were in the care of or were accommodated by a public authority, a religious organisation, or any other provider of care whose sole or main purpose is to benefit society.

¹⁰⁷ This includes children who were adopted under the Adoption Act 1976 (see Section 12 adoption orders) and children who were adopted under the Adoption and Children Act 2002 (see Section 46 adoption orders).

¹⁰⁸ The term 'sibling' includes: natural, half, step, and adopted brothers and sisters; a child of the partner of the parent; and children who are fostered into the family. In all these cases, the child and their sibling will both be living at the same address (that is where the child is ordinarily resident) in a single family unit. This means that children in other family units, living together at the same address, are not considered siblings under this criterion.

4. Parents or carers of children who are applying for a church place who specifically wish their children to be educated at a Church of England school¹⁰⁹. These places will be prioritised in the following order.

- Families linked to the parish church,
- Families linked to other Church of England churches,
- Families linked to other Christian churches.

Within these categories applicants will be prioritised as follows:

- Families at the heart of their church (attending monthly or more frequently over a period of one year directly preceding the admissions deadline date),
- Families known to their church (attending less frequently than monthly over a period of one year directly preceding the admissions deadline date).

Parents applying on religious grounds must also submit a Supplementary Information Form

5. All other applicants.

All other applicants in cases where there are more applicants within a criterion than there are places available, a straightline distance measurement between the child's home and the school will be used to rank applications. **Please refer to the Glossary of Terms on pages 18 - 19 for further information under section Distance Between Home and School.**

St Matthew's Primary School

Telephone: 01223 568838

19 Norfolk Street, Cambridge, CB1 2LD

School code: 2317

Age range: 3 to 11

PAN for 2026: 90

School type: Community

Catchment area: For information about your catchment school please visit www.cambridgeshire.gov.uk/admissions and check on My Cambridgeshire using the 'My House' tab.

Oversubscription Criteria: Please see page 27

St Paul's C of E Primary School

Telephone: 01223 568840

Coronation Street, Cambridge, CB2 1HJ

School code: 3356

Age range: 4 to 11

PAN for 2026: 30

¹⁰⁹ In the event that during the period specified for attendance at worship the church has been closed for public worship and has not provided alternative premises for that worship, the requirements of these admissions arrangements in relation to attendance will only apply to the period when the church or alternative premises have been available for public worship.'

School type: Voluntary Aided

Catchment area: For information about your catchment school please visit www.cambridgeshire.gov.uk/admissions and check on My Cambridgeshire using the 'My House' tab.

Oversubscription Criteria:

Children who have a Statement of Special Educational Need (SEN) / Education Health and Care Plan (EHCP) that names the school will be admitted. NB. Those children with a statement of SEN / EHCP that does not name the school will be referred to the Statutory Assessment Team (SAT) to determine an appropriate place.

1. Children in care: those who are a 'looked after child'¹¹⁰ or a child who was previously looked after but immediately after being looked after became subject to an adoption, residence, or special guardianship order. Children who appear to the Admission Authority to have been in state care (i.e. in the care of or accommodated by a public authority, religious organisation or any other provider whose sole/main purpose is to benefit society) outside of England but ceased to be so as a result of being adopted only
2. Children normally living in the catchment area, who have a sibling attending St Paul's at the time of admission.
3. Children normally living in the catchment area. Places will be offered in this category until either a total of 27 places (due to oversubscription criterion 4) have been taken by children with statements of Special Educational Need or in accordance with criteria 1 to 3 or when all applicants in this category have received an offer.
4. Children applying for a Church place. **(NB: A Supplementary Information Form must be submitted by the National Closing Date)**

Up to three Church places will be offered to children of families who have applied on religious grounds.

5. Other children normally living in the catchment area (and not included in 3)
6. Children not living within the catchment area who have a sibling at St Paul's at the time of admission.
7. Children applying for a Church place (and not already offered a place in 4).
8. Any remaining applicants.

In cases of equal merit in each set of criteria, priority will go to children living nearest the school as measured by a straight line. Please refer to the Glossary of Terms on pages 18 - 19 for further information under section Distance Between Home and School.

Priority, Definitions and Eligibility Priority

In the case of 2 or more applications that cannot be separated by the oversubscription criteria outlined above, the school will use the distance between the school and a child's home as a tie breaker to decide between applicants. Priority will be given to children who live closest to the school. Distance will be measured in a straight line from the child's home address to the school's front door on Coronation Street, Cambridge. These distances are produced by the Admissions Team for the school. A child's home address will be considered to be where he/she is resident for the majority of nights in a normal school week.

Where the distance between 2 children's homes and the school is the same, random allocation will be used to decide between them. This process will be independently verified.

Evidence of eligibility in any of the categories may be required. In particular, evidence of residency may be sought. Applications based on future addresses can only be considered upon confirmation of tenancy or exchange of contracts. The condition of residency also applies on the first day the child is due to attend the school.

All parents wishing to apply for a church place must also submit a **Supplementary Information Form (SIF)** showing evidence of Christian commitment and practice confirmed by a church leader. These **must be returned to the School** by the National Closing Date or, for mid-phase applications, at the same time as the application is submitted. All Church place applications with a completed **Supplementary Information Form (SIF)** submitted by the National Closing Date will be given priority over those SIFs submitted later.

St Peter's C of E Junior School

Telephone **01945 583570**

Trafford Road, Wisbech, PE13 2ES

School code: 2032

Age range: 7 to 11

PAN for 2026: 60

School type: Academy

Catchment Area: That area of Wisbech enclosed by but not including Clarkson Avenue in the south; Lynn Rd even numbers from 100 upwards to the Norfolk border in the west and north; and by the Norfolk border to and including Chapnall Road and roads leading off; Stow Rd numbers 1-80; and roads north of Staithe Rd but not including Staithe Rd

Oversubscription Criteria:

When the school is oversubscribed, after the admission of Children with an Education, Health and Care Plan (EHCP) where the Academy is named, priority for admission will be given to those children who meet the criteria set out below:

1. Looked after children and previously looked after children including those who appear (to the Admissions Authority) to have been in state care outside of England¹¹¹ and ceased to be in state care as a result of being adopted.
2. Sibling: where the child has a sibling in the school or a sibling has already been offered a place at the school, and where the sibling will still be attending the school at the time of admission but not in a specialist unit or a specialist resource base for Hearing Impaired provision or in a nursery/pre-school. Priority will be given, where necessary, to applications where there is the smallest age gap.
3. Children of staff recruited to fill a vacant post at the school for which there is a demonstrable skill shortage. DEMAT is required to approve the Headteachers' designation of such posts and confirm the assessment that a member of staff appointed meets the requirements of the shortage. Priority will be limited to one place for each form of entry in any year.
4. Parents or carers of children who are applying for a church place who specifically wish their children to be educated at a Church of England school⁷. These places will be prioritised in the following order.
 - Families linked to the parish church,
 - Families linked to other Church of England churches,
 - Families linked to other Christian churches

Within these categories applicants will be prioritised as follows:

- Families at the heart of their church (attending monthly or more frequently over a period of one year directly preceding the admissions deadline date),
 - Families known to their church (attending less frequently than monthly over a period of one year directly preceding the admissions deadline date).
5. All other applicants

A child is regarded as having been in state care outside of England if they were in the care of or were accommodated by a public authority, a religious organisation, or any other provider of care whose sole or main purpose is to benefit society.

In cases of equal merit priority will go to children living nearest the school by shortest straight line distance. Please refer to the Glossary of Terms on pages 18 - 19 for further information under section Distance Between Home and School.

St Philip's C of E Primary School

Telephone: 01223 508707

2 Vinery Way, Cambridge, CB1 3DR

School code: 3358

Age range: 4 to 11

PAN for 2026: *30

*This is not the same PAN as for 2025-6 entry.

School type: Voluntary Aided

Catchment area: For information about your catchment school please visit www.cambridgeshire.gov.uk/admissions and check on My Cambridgeshire using the 'My House' tab.

Oversubscription Criteria:

Children who have a Statement of Special Educational Need (SEN) / Education Health and Care Plan (EHCP) that names the school will be admitted. NB. Those children with a statement of SEN / EHCP that does not name the school will be referred to the Statutory Assessment Team (SAT) to determine an appropriate place.

1. Children in Care (CIC) and Children who were previously in care (CIC) but ceased to be so by reason of adoption, a residence order (now known as a child arrangement order) or special guardianship order.
2. Children normally living in the catchment area who have siblings attending St Philip's at the time of admission.
3. Children normally living in the catchment area. Places will be offered in this category until a total of 41 places have been taken by children with Statements of SEN, or in accordance with criteria 1-3, or when all applicants in this category have received an offer.
4. Children applying for a Church place.

(NB: A Supplementary Information Form must be submitted)

Up to four Church places will be offered to children of families who specifically wish their children to be educated at a Church of England school. **Parents applying on religious grounds must also submit a St Philip's Supplementary Information Form** which is available from the school.

These places will be prioritised in the following order:

- (a) Families at the heart of their church.
- (b) Families attached to their church.
- (c) Families known to their church.

Within each of these categories applicants will be prioritised as follows:

- (i) Families linked to St Philip's Church; the Parish Church.
- (ii) Families linked to other Church of England Churches.
- (iii) Families linked to other Christian Churches.

5. Other children normally living in the catchment area (and not included in 3).
6. Children not living in the catchment area who have a sibling at the school at the time of admission.
7. Children applying for a Church place (who were not offered a place under criterion 4).
8. Any remaining applicants.

Where there is a need to prioritise within a category, children living nearest to the school, by the shortest straight line distance will be given priority. Please refer to the Glossary of Terms on pages 18 - 19 for further information under section Distance Between Home and School.

Stapleford Community Primary School

Telephone: **01223 508720**

Bar Lane, Stapleford, Cambridgeshire, CB22 5BJ

School code: 2041

Age range: 2 to 11

PAN for 2026: 30

School type: Academy

Catchment Area: Stapleford

Oversubscription Criteria:

Any child with an Education, Health and Care Plan (EHCP) naming the school will be admitted regardless of numbers.

1. Children In Care, sometimes known as Looked After Children, and previously Looked After Children.
2. Siblings of pupils already attending the school at the time of admission.
3. Children of *staff* *
4. All other children, ranked according to the distance* between their home and the school

*Staff whose children can be admitted under criterion 3, means any person who is employed by the Trust to work at *this school* in whatever capacity, teaching or non-teaching.

In cases of equal merit, priority will go to the child closest to the school by the shortest straight line distance. Please refer to the Glossary of Terms on pages 18 - 19 for further information under section Distance Between Home and School.

Steeple Morden C of E Primary School

Telephone: **01763 852474**

7 Hay Street, Steeple Morden, SG8 0PD

School code: 3029

Age range: 4 to 11

PAN for 2026: 30

School type: Voluntary controlled

Catchment Area: Steeple Morden, Litlington, Abington Pigotts, Odsey

Oversubscription Criteria: Please see page 27

Stilton C of E Primary School

Telephone: **01733 240480**

Church Street, Stilton, PE7 3RF

School code: 2071

Age range: 4 to 11

PAN for 2026: 30

School type: Academy

Catchment Area: This school does not operate a catchment area

Oversubscription Criteria:

When the school is oversubscribed, after the admission of Children with an Education, Health and Care Plan (EHCP) where the Academy is named, priority for admission will be given to those children who meet the criteria set out below:

1. Looked after children¹¹² and previously looked after children¹¹³ including those who appear (to the Admissions Authority) to have been in state care outside of England¹¹⁴ and ceased to be in state care as a result of being adopted¹¹⁵.
2. Sibling¹¹⁶: where the child has a sibling in the school or a sibling has already been offered a place at the school, and where the sibling will still be attending the school at the time of admission but not in a specialist unit or a specialist resource base for Hearing Impaired provision or in a nursery/pre-school. Priority will be given, where necessary, to applications where there is the smallest age gap.
3. Children of staff recruited to fill a vacant post at the school for which there is a demonstrable skill shortage. DEMAT is required to approve the Headteachers' designation of such posts and confirm the assessment that a member of staff appointed meets the requirements of the shortage. Priority will be limited to one place for each form of entry in any year.
4. All other applicants

In cases of equal merit in each set of criteria, priority will go to children living nearest the school as measured by a straight line. Please refer to the Glossary of Terms on pages 18 - 19 for further information under section Distance Between Home and School.

Stretham Primary School

Telephone: 01353 649271

Wood Lane, Stretham, Ely, CB6 3JN

School code: 2084

Age range: 4 to 11

PAN for 2026: 30

School type: Community

Catchment Area: Stretham

Oversubscription Criteria: Please see page 27.

¹¹² A 'looked after child' is a child who is (a) in the care of a local authority, or (b) being provided with accommodation by a local authority in the exercise of their social services functions (see the definition in Section 22(1) of the Children Act 1989) at the time of making an application to a school.

¹¹³ Children who were looked after, but ceased to be so because they were adopted or became subject to a child arrangements order or special guardianship order, immediately following having been looked after,

¹¹⁴ A child is regarded as having been in state care outside of England if they were in the care of or were accommodated by a public authority, a religious organisation, or any other provider of care whose sole or main purpose is to benefit society.

¹¹⁵ This includes children who were adopted under the Adoption Act 1976 (see Section 12 adoption orders) and children who were adopted under the Adoption and Children Act 2002 (see Section 46 adoption orders).

¹¹⁶ The term 'sibling' includes: natural, half, step, and adopted brothers and sisters; a child of the partner of the parent; and children who are fostered into the family. In all these cases, the child and their sibling will both be living at the same address (that is where the child is ordinarily resident) in a single family unit. This means that children in other family units, living together at the same address, are not considered siblings under this criterion.

Stukeley Meadows Primary School

Telephone: 01480 398060

Wertheim Way, Huntingdon, PE29 6UH

School code: 2443

Age range: 4 to 11

PAN for 2026: 60

School type: Community

Catchment Area: The Stukeley Meadows Housing Estate and Stukeley Road from the Spittals Roundabout to the Iron Railway Bridge.

Oversubscription Criteria: Please see page 27

Sutton C of E Primary School

Telephone: 01353 778351

The Brook, Sutton, Ely, CB6 2PU

School code: 3052

Age range: 4 to 11

PAN for 2026: 45

School type: Voluntary controlled

Catchment Area: Sutton

Oversubscription Criteria: Please see page 27.

Swaffham Bulbeck C of E Primary School

Telephone: 01223 811595

84 High Street, Swaffham Bulbeck, Cambridgeshire, CB25 0LX

School code: 3037

Age range: 3 to 11

PAN for 2026: 15

School type: Academy

Catchment Area: This school does not operate a catchment area.

Oversubscription Criteria:

When the school is oversubscribed, after the admission of Children with an Education, Health and Care Plan (EHCP) where the Academy is named, priority for admission will be given to those children who meet the criteria set out below:

1. Looked after children¹¹⁷ and previously looked after children¹¹⁸ including those who appear (to the Admissions Authority) to have been in state care outside of England¹¹⁹ and ceased to be in state care as a result of being adopted¹²⁰.
2. Sibling¹²¹: where the child has a sibling in the school or a sibling has already been offered a place at the school, and where the sibling will still be attending the school at the time of admission but not in a specialist unit or a specialist resource base for Hearing Impaired provision or in a nursery/pre-school. Priority will be given, where necessary, to applications where there is the smallest age gap.
3. Children of staff recruited to fill a vacant post at the school for which there is a demonstrable skill shortage. DEMAT is required to approve the Headteachers' designation of such posts and confirm the assessment that a member of staff appointed meets the requirements of the shortage. Priority will be limited to one place for each form of entry in any year.
4. All other applicants

In cases of equal merit in each set of criteria, priority will go to children living nearest the school as measured by a straight line. Please refer to the Glossary of Terms on pages 18 - 19 for further information under section Distance Between Home and School.

Swaffham Prior C of E Primary School

Telephone: 01638 741529

Station Road, Swaffham Prior, Cambridgeshire, CB25 0LG

School code: 2081

Age range: 3 to 11

PAN for 2026: 15

School type: Academy

Catchment Area: This school does not operate a catchment area.

Oversubscription Criteria:

When the school is oversubscribed, after the admission of Children with an Education, Health and Care Plan (EHCP) where the Academy is named, priority for admission will be given to those children who meet the criteria set out below:

¹¹⁷ A 'looked after child' is a child who is (a) in the care of a local authority, or (b) being provided with accommodation by a local authority in the exercise of their social services functions (see the definition in Section 22(1) of the Children Act 1989) at the time of making an application to a school.

¹¹⁸ Children who were looked after, but ceased to be so because they were adopted or became subject to a child arrangements order or special guardianship order, immediately following having been looked after,

¹¹⁹ A child is regarded as having been in state care outside of England if they were in the care of or were accommodated by a public authority, a religious organisation, or any other provider of care whose sole or main purpose is to benefit society.

¹²⁰ This includes children who were adopted under the Adoption Act 1976 (see Section 12 adoption orders) and children who were adopted under the Adoption and Children Act 2002 (see Section 46 adoption orders).

¹²¹ The term 'sibling' includes: natural, half, step, and adopted brothers and sisters; a child of the partner of the parent; and children who are fostered into the family. In all these cases, the child and their sibling will both be living at the same address (that is where the child is ordinarily resident) in a single family unit. This means that children in other family units, living together at the same address, are not considered siblings under this criterion.

- 1 Looked after children¹²² and previously looked after children¹²³ including those who appear (to the Admissions Authority) to have been in state care outside of England¹²⁴ and ceased to be in state care as a result of being adopted¹²⁵.
- 2 Sibling¹²⁶: where the child has a sibling in the school or a sibling has already been offered a place at the school, and where the sibling will still be attending the school at the time of admission but not in a specialist unit or a specialist resource base for Hearing Impaired provision or in a nursery/pre-school. Priority will be given, where necessary, to applications where there is the smallest age gap.
- 3 Children of staff recruited to fill a vacant post at the school for which there is a demonstrable skill shortage. DEMAT is required to approve the Headteachers' designation of such posts and confirm the assessment that a member of staff appointed meets the requirements of the shortage. Priority will be limited to one place for each form of entry in any year.
- 4 All other applicants

In cases of equal merit in each set of criteria, priority will go to children living nearest the school as measured by a straight line. Please refer to the Glossary of Terms on pages 18 - 19 for further information under section Distance Between Home and School.

Swavesey Primary School

Telephone: **01954 273312**

Middle Watch, Swavesey, Cambridgeshire, CB24 4RN

School code: 2046

Age range: 4 to 11

PAN for 2026: 40

School type: Community

Catchment Area: Swavesey and Lolworth

Oversubscription Criteria: Please see page 27

Teversham C of E Primary School

Telephone: **01223 293357**

Church Road, Teversham, Cambridge, CB1 9AZ

¹²² A 'looked after child' is a child who is (a) in the care of a local authority, or (b) being provided with accommodation by a local authority in the exercise of their social services functions (see the definition in Section 22(1) of the Children Act 1989) at the time of making an application to a school.

¹²³ Children who were looked after, but ceased to be so because they were adopted or became subject to a child arrangements order or special guardianship order, immediately following having been looked after,

¹²⁴ A child is regarded as having been in state care outside of England if they were in the care of or were accommodated by a public authority, a religious organisation, or any other provider of care whose sole or main purpose is to benefit society.

¹²⁵ This includes children who were adopted under the Adoption Act 1976 (see Section 12 adoption orders) and children who were adopted under the Adoption and Children Act 2002 (see Section 46 adoption orders).

¹²⁶ The term 'sibling' includes: natural, half, step, and adopted brothers and sisters; a child of the partner of the parent; and children who are fostered into the family. In all these cases, the child and their sibling will both be living at the same address (that is where the child is ordinarily resident) in a single family unit. This means that children in other family units, living together at the same address, are not considered siblings under this criterion.

School code: 3325
Age range: 4 to 11
PAN for 2026: 30
School type: Voluntary aided

Catchment area: The school has a catchment area, defined by the Local Authority, but welcome applications from all children, regardless of religious affiliation or residential location. Information about the catchment area is available from the Local Authority or the school.

Oversubscription Criteria:

Children who have a Statement of Special Educational Need (SEN) / Education Health and Care Plan (EHCP) that names the school will be admitted. NB. Those children with a statement of SEN / EHCP that does not name the school will be referred to the Statutory Assessment Team (SAT) to determine an appropriate place.

1. Children in Care (CIC) and children who were previously in care (CIC) but ceased to be so by reason of adoption, a residence order (now known as a child arrangement order) or special guardianship order
2. Children who live in the catchment area with a sibling at the school at the time of admission;
3. Children who live in the catchment area whose parents worship regularly at a Christian Church
4. Children who live in the catchment area;
5. Children outside the catchment area with a sibling at the school at the time of admission;
6. Children living outside the catchment area whose parents worship regularly at a Christian Church.
7. Children who live nearest the school according to the shortest straight line distance.

In cases of equal merit priority will go to children living nearest the school by shortest straight line distance. Please refer to the Glossary of Terms on pages 18 - 19 for further information under section Distance Between Home and School.

Regular worshipping members' means at least once a month average attendance.

The Governing Body requires a letter from the parent's incumbent or other religious leader for applications under the church criteria. These letters should indicate which of the criteria is met.

Thomas Eaton Primary Academy

Telephone: 01354 740392
Church Street, Wimblington, March, PE15 0QS
School code: 2050
Age range: 4 to 11
PAN for 2026: 30
School type: Academy

Catchment Area: Wimblington village and the surrounding area including Stonea, Hook, Latches Fen, Common Drove, Block Fen Drove, March Road, Blue Lane and Doddington Road

Oversubscription Criteria:

Children who have a Statement of Special Educational Need (SEN) / Education Health and Care Plan (EHCP) that names the school will be admitted. NB. Those children with a statement of SEN / EHCP that does not name the school will be referred to the Statutory Assessment Team (SAT) to determine an appropriate place.

1. Children in Care (CIC) and Children who were previously in care (CIC) but ceased to be so by reason of adoption, a residence order (now known as a child arrangement order) or special guardianship order.

2. Children living¹²⁷ in the catchment area with a sibling¹²⁸ at the school at the time of admission.
3. Children living in the catchment area.
4. Children living outside the catchment area who have a sibling at the school at the time of admission.
5. Children living outside the catchment area who have applied and been unable to gain a place at their Cambridgeshire catchment area school because of oversubscription.
6. Children who live outside the catchment area.

In cases of equal merit in each set of criteria, priority will go to children living nearest the school as measured by a straight line. Please refer to the Glossary of Terms on pages 18 - 19 for further information under section Distance Between Home and School.

Thongsley Fields Primary and Nursery School

Telephone: 01480 375321

Buttsgrove Way, Huntingdon, PE29 1PE

School code: 2078

Age range: 3 to 11

PAN for 2026: 60

School type: Academy

Catchment Area: all those roads including and enclosed within the following area: from A141, south side of Norfolk Road, east side of Coneygear Road from Norfolk Road to Moorhouse Drive; east side of Moorhouse Drive; California Road from Moorhouse Drive to Buttsgrove Way; west side of Buttsgrove Way; north side of Coneygear Road, and in a direct line to A141; A141 back to level with Norfolk Road.

Oversubscription Criteria:

Children who have a Statement of Special Educational Need (SEN) / Education Health and Care Plan (EHCP) that names the school will be admitted. NB. Those children with a statement of SEN / EHCP that does not name the school will be referred to the Statutory Assessment Team (SAT) to determine an appropriate place.

1. Children in Care (CIC) and children who were previously in care (CIC) but ceased to be so by reason of adoption, a residence order (now known as a child arrangement order) or special guardianship order;
2. Children living in the catchment area with a sibling at the school at the time of admission;
3. Children living in the catchment area;
4. Children living outside the catchment area who have a sibling at the school at the time of admission;
5. Children living outside the catchment area who have applied and been unable to gain a place at their Cambridgeshire catchment area school because of oversubscription;
7. Children who live outside the catchment area, but nearest the school as measured by a straight line.

In cases of equal merit in each set of criteria, priority will go to children living nearest the school as measured by a straight line. Please refer to the Glossary of Terms on pages 18 - 19 for further information under section Distance Between Home and School.

Thorndown Primary School

Telephone: 01480 375103

Hill Rise, St Ives, Huntingdon, PE27 6SE

School code: 2001

Age range: 4 to 11

PAN for 2026: 60*

¹²⁷ Home Address - the place the child resides for the majority of school nights with an adult who has parental responsibility.

¹²⁸ Sibling – Shares same biological parents, brother sister, half-brother/sister or legally adopted living at same address as child.

*This is not the same as the 2025-6 PAN

School type: Community

Catchment Area: Pupils who live on the north side of the A1123 from its junction with Ramsey Road westward and the area to the east of Ramsey Road, bounded on the south by Albemarle Road and the footway leading to the Burleigh Centre and on the north by Marley Road. (This includes the northern part of Ramsey Road, both sides of Albemarle Rd, Blenheim Dr, Valiant Rd, Canberra Dr, Edinburgh Dr, Marlborough Cl, Kent Cl, Burleigh Rd, Bedford Cres, Salisbury Cl, Grafton Cl, Rutland Cl, Windsor Cl, Manchester Way, Sandwich Cl, Devon Cl, Suffolk Cl, Arran Way, York Way and Norfolk Rd). Also included is the new housing development in Houghton Grange, the development north of Houghton Road to include Goldie Close, Garner Drive, Preston Close and Clan Drive, also Adams Drive, Knights Way, Goodman Close, and the bungalow by the electricity substation. The catchment also includes the new housing development in St Ives West, south of Houghton Road.

Oversubscription Criteria: Please see page 27

Townley Primary School

Telephone: **01354 638229**

Crown Road, Christchurch, Wisbech, PE14 9NA

School code: 2064

Age range: 2 to 11

PAN for 2026: 15

School type: Community

Catchment Area: Christchurch village and the surrounding area north to Euximoor Fen and Pophams Eau; south to Upwell Fen, including Well Fen Farm, Exmoor Grange and the 16 Foot Bank south to Bedlam Bridge and east to the Fenland District boundary.

Oversubscription Criteria: Please see page 27.

Thriplow C of E Primary School

Telephone: **01763 208213**

School Lane, Thriplow, SG8 7RH

School code: 3326

Age range: 4 to 11

PAN for 2026: 20*

*This is not the same PAN as for 2025-6

School type: Academy

Catchment Area: This school does not operate a catchment area

Oversubscription Criteria:

When the school is oversubscribed, after the admission of Children with an Education, Health and Care Plan (EHCP) where the Academy is named, priority for admission will be given to those children who meet the criteria set out below:

1. Looked after children¹²⁹ and previously looked after children¹³⁰ including those who appear (to the Admissions Authority) to have been in state care outside of England¹³¹ and ceased to be in state care as a result of being adopted¹³².
2. Sibling¹³³: where the child has a sibling in the school or a sibling has already been offered a place at the school, and where the sibling will still be attending the school at the time of admission but not in a specialist unit or a specialist resource base for Hearing Impaired provision or in a nursery/pre-school. Priority will be given, where necessary, to applications where there is the smallest age gap.
3. Children of staff recruited to fill a vacant post at the school for which there is a demonstrable skill shortage. DEMAT is required to approve the Headteachers' designation of such posts and confirm the assessment that a member of staff appointed meets the requirements of the shortage. Priority will be limited to one place for each form of entry in any year.
4. All other applicants

If it becomes necessary to consider children who satisfy the same admission criteria, priority will be given to children who live nearest the school. The distance, for admission purposes, is measured using the straight line distance from the reference point of the home to the reference point of the school, both as determined by the National Land and Property Gazetteer (NPLG).

In cases of equal merit in each set of criteria, priority will go to children living nearest the school as measured by a straight line. Please refer to the Glossary of Terms on pages 18 - 19 for further information under section Distance Between Home and School.

Trumpington Meadows Primary School

Telephone: 01223 840299

The Trumpington Federation

Kestrel Rise, Trumpington, Cambridge, CB2 9AY

School code: 2000

Age range: 4 to 11

PAN for 2026: 30

School type: Foundation, in federation with Fawcett Primary School

Catchment area: A school to serve the developments in, and around, Trumpington. For information about your catchment school please visit www.cambridgeshire.gov.uk/admissions and check on My Cambridgeshire using the 'My House' tab.

¹²⁹ A 'looked after child' is a child who is (a) in the care of a local authority, or (b) being provided with accommodation by a local authority in the exercise of their social services functions (see the definition in Section 22(1) of the Children Act 1989) at the time of making an application to a school.

¹³⁰ Children who were looked after, but ceased to be so because they were adopted or became subject to a child arrangements order or special guardianship order, immediately following having been looked after,

¹³¹ A child is regarded as having been in state care outside of England if they were in the care of or were accommodated by a public authority, a religious organisation, or any other provider of care whose sole or main purpose is to benefit society.

¹³² This includes children who were adopted under the Adoption Act 1976 (see Section 12 adoption orders) and children who were adopted under the Adoption and Children Act 2002 (see Section 46 adoption orders).

¹³³ The term 'sibling' includes: natural, half, step, and adopted brothers and sisters; a child of the partner of the parent; and children who are fostered into the family. In all these cases, the child and their sibling will both be living at the same address (that is where the child is ordinarily resident) in a single family unit. This means that children in other family units, living together at the same address, are not considered siblings under this criterion.

Oversubscription Criteria:

Children who have a Statement of Special Educational Need (SEN) / Education Health and Care Plan (EHCP) that names the school will be admitted. NB. Those children with a statement of SEN / EHCP that does not name the school will be referred to the Statutory Assessment Team (SAT) to determine an appropriate place.

1. Children in Care (CIC) and Children who were previously in care (CIC) but ceased to be so by reason of adoption, a residence order (now known as a child arrangement order) or special guardianship order.
2. Children living in the catchment area with a sibling at the school at the time of admission;
3. Children living in the catchment area;
4. Children living outside the catchment area who have a sibling at the school at the time of admission;
5. Children living outside the catchment area who have applied and been unable to gain a place at their Cambridgeshire catchment area school because of oversubscription;
6. Children who live outside the catchment area, but nearest the school as measured by a straight line.

In cases of equal merit in each set of criteria, priority will go to children living nearest the school as measured by a straight line. Please refer to the Glossary of Terms on pages 18 - 19 for further information under section Distance Between Home and School.

Trumpington Park Primary School

Telephone: 01223 491660

Hobson Avenue, Trumpington, Cambridge, CB2 9EG

School code: 2051

Age range: 4 to 11

PAN for 2026: 60

School type: Academy

Catchment area: This is a school, which serves the community of Trumpington. For the purposes of the school catchment area this is defined as the area bounded to the west by the River Cam and M11, to the north and east by Vicar's Brook running to Long Road and then by the Cambridge to London Railway line and to the south by the Administrative Boundary of Cambridge City.

Oversubscription Criteria:

If the school is oversubscribed, after the admissions of pupils with an Education, Health & Care place or Statement of Special Educational Needs naming the school, priority for admissions will be given to those children who meet the criteria set out below, in priority order:

1. Children in care, also looked after children (LAC), and children who were in care (CIC) but ceased to be so by reason of adoption, a child arrangement order (resident order) or special guardianship order.
2. Children with a sibling at the school at the time of admission and who live in the catchment area;
3. Children living in the catchment area;
4. Children living outside the catchment area who have a sibling at the school at the time of admission;
5. Children living outside the catchment area who have applied and been unable to gain a place at their Cambridgeshire catchment area school because of oversubscription;
6. Children who live out of catchment

In cases of equal merit in each set of criteria, priority will go to children living nearest the school as measured by a straight line. Please refer to the Glossary of Terms on pages 18 - 19 for further information under section Distance Between Home and School.

The University of Cambridge Primary School

Telephone: 01223 792440

Eddington Avenue, Cambridge CB3 0QZ

School code: 2034

Age range: 4 to 11
PAN for 2026: 90
School type: Academy

Oversubscription criteria

When the school is oversubscribed, after the admission of pupils with an Education, Health & Care plan or statement of special educational needs naming the school, priority for admission will be given to those children who meet the criteria set out below, in priority order:

- 1 Children in care (CIC) and Children who were previously in care (CIC) but ceased to be so by reason of adoption; residence order (now known as Child Arrangements Order) or Special Guardianship Order. (A looked after child is a child who is (a) in the care of the local authority, or (b) being provided with accommodation by a local authority in the exercise of its social services functions (see the definition in Section 22 (1) of the Children Act 1989.)
2. Children eligible for the Pupil Premium. Children given priority under this criterion fall into the following category- children currently registered as eligible for free school means and children who have been registered as eligible for free school means at any point in the last 6 years. Parents who are applying and wish their applications to be considered under this criterion must complete a Supplementary Information Form. This form can be found on the school's website www.universityprimaryschool.org.uk or may be requested from the school office and must be returned to the school by the national closing date 15 January 2026.
3. Children with siblings who are already on roll in the school and will still be on the roll when the child is admitted;
4. Children of school staff where:
 - i) the member of staff has been employed at the school for two or more years at the time at which the application for admission to the school is made; or
 - ii) the member of staff is recruited to fill a vacant post for which there is a demonstrable skill shortage
5. Children living in the catchment area;
6. Other children living outside the catchment area.

Please refer to the Glossary of Terms on pages 18 - 19 for further information under section Distance Between Home and School.

Upwood Primary Academy

Telephone: 01487 813510
Ramsey Road, Upwood, Huntingdon, PE26 2QA
School code: 2226
Age range: 4 to 11
PAN for 2026: 30
School type: Academy

Catchment Area: The school's catchment area serves the villages of Upwood, Wistow, The Raveleys and Ramsey Heights.

Oversubscription Criteria:

Children who have a Statement of Special Educational Need (SEN) / Education Health and Care Plan (EHCP) that names the school will be admitted. NB. Those children with a statement of SEN / EHCP that does not name the school will be referred to the Statutory Assessment Team (SAT) to determine an appropriate place.

1. Children in Care, also known as Looked After Children (LAC), and children who were looked after but ceased to be so by reason of adoption, a resident order or special guardianship order. Children who appear to the Admission Authority to have been in state care (i.e. in the care of or accommodated by

- a public authority, religious organisation or any other provider whose sole/main purpose is to benefit society) outside of England but ceased to be so as a result of being adopted only;
2. Children living in the catchment area with a sibling at the school at the time of admission;
 3. Children living in the catchment area;
 4. Children living outside the catchment area who have a sibling at the school at the time of admission;
 5. Children living outside the catchment area who have applied and been unable to gain a place at their Cambridgeshire catchment area school because of oversubscription;
 6. Children who live outside the catchment area, but nearest the school as measured by a straight line.

In cases of equal merit in each set of criteria, priority will go to children living nearest the school as measured by a straight line. Please refer to the Glossary of Terms on pages 18 - 19 for further information under section Distance Between Home and School.

The Vine Inter Church Primary School

Telephone: **01954 719630**

The Vines, Upper Cambourne, CB23 6DY

School code: 3389

Age range: 4 to 11

PAN for 2026: 60

School type: Voluntary aided

Catchment Area: The school will serve the whole of Cambourne. Please also see entry for Hardwick Primary School.

Oversubscription Criteria:

Children who have a Statement of Special Educational Need (SEN) / Education Health and Care Plan (EHCP) that names the school will be admitted. NB. Those children with a statement of SEN / EHCP that does not name the school will be referred to the Statutory Assessment Team (SAT) to determine an appropriate place.

1. Children in Care (CIC) and children who were in care (CIC) but ceased to be so by reason of adoption, a child arrangement order (resident order) or special guardianship order;
2. Children who appear to the Admission Authority to have been in state care (i.e. in the care of or accommodated by a public authority, religious organisation or any other provider whose sole/main purpose is to benefit society) outside of England but ceased to be so as a result of being adopted only
3. Children living in the catchment area with a sibling at the school at the school at the time of admission;
4. Children living in the catchment area;
5. Children living outside of the catchment area who have a sibling at the school at the time of admission
6. Children living outside the catchment area who have applied and been unable to gain a place at their Cambridgeshire catchment area school because of oversubscription;
7. Children who live out of catchment.

In cases of equal merit, priority will go to children living nearest the school according to the shortest straight line distance. Please refer to the Glossary of Terms on pages 18 - 19 for further information under section Distance Between Home and School.

Warboys Primary Academy

Telephone: **01487 822317**

Humberdale Way, Warboys, Huntingdon, PE28 2RX

School code: 2256

Age range: 4 to 11
PAN for 2026: 60
School type: Academy

Catchment Area: Oldhurst, Woodhurst, Fenton, Warboys Fen and Warboys.

Oversubscription Criteria:

Children who have a Statement of Special Educational Need (SEN) / Education Health and Care Plan (EHCP) that names the school will be admitted. NB. Those children with a statement of SEN / EHCP that does not name the school will be referred to the Statutory Assessment Team (SAT) to determine an appropriate place.

1. Children with a statement of special educational need which names the school or for whom this is the only school that can meet their long-term medical needs.
2. Children who appear to the Admission Authority to have been in state care (i.e. in the care of or accommodated by a public authority, religious organisation or any other provider whose sole/main purpose is to benefit society) outside of England but ceased to be so as a result of being adopted only.
3. Children living in the catchment area with a sibling at the school at the time of admission.
4. Children living in the catchment area.
5. Children living outside the catchment area who have a sibling at the school at the time of admission.
6. Children living outside the catchment area who have been unable to gain a place in their catchment area school because of oversubscription.
7. In case of equal merit, priority will go first to the children who are looked after (i.e. in public care) and then to children living nearest the school according to the shortest distance.

In cases of equal merit in each set of criteria, priority will go to children living nearest the school as measured by a straight line. Please refer to the Glossary of Terms on pages 18 - 19 for further information under section Distance Between Home and School.

Waterbeach Community Primary School

Telephone: **01223 718988**
High Street, Waterbeach, Cambridgeshire, CB25 9JU
School code: 2048
Age range: 4 to 11
PAN for 2026: 90
School type: Community

Catchment Area: Waterbeach, Landbeach and Chittering

Oversubscription Criteria: Please see page 27

The Weatheralls Primary School

Telephone: **01353 720456**
Pratt Street, Soham, Ely, CB7 5BH
School code: 2049
Age range: 3 to 11
PAN for 2026: 60
School type: Academy

Catchment Area: The Weatheralls Primary School serves Soham town.

Oversubscription Criteria:

All children whose statement of Special Educational Needs (SEN) or Education, Health and Care (EHC) plan names the school will be admitted before any other places are allocated.

If the school is not oversubscribed, all applicants will be offered a place.

In the event that the school receives more applications than the number of places it has available, places will be given to those children who meet any of the criteria set out below, in order until all places are filled.

1. Highest priority will be given to looked after children ¹ and all previously looked after children ² who apply for a place at the school.
2. Priority will next be given to children with siblings at the school. Siblings include step siblings, foster siblings, adopted siblings and other children living permanently at the same address. Priority will not be given to children with siblings who are former pupils of the school.
3. Children living in Soham.
4. Priority will next be given to children of staff at the school, in either of the following circumstances:
 - a) The member of staff has been employed at the school for two or more years at the time at which the application for admission to the school is made, or
 - b) The member of staff is recruited to fill a vacant post for which there is a demonstrable skill shortage
5. Children living outside of the catchment area of the school.

In cases of equal merit, priority will go to the child closest to the school by the shortest straight line distance from the reference point of the home to the reference point of the school both as determined by the National Land and Property Gazetteer (NLPG). **Please refer to the Glossary of Terms on pages 18 - 19 for further information under section Distance Between Home and School.**

1. **Looked after children** are children who, at the time of making an application to a school, are:
 - • In the care of a local authority, or
 - • Being provided with accommodation by a local authority in exercise of its social services functions
2. **Previously looked after children** are children who were looked after, but ceased to be so because they:
 - • Were adopted under the Adoption Act 1976 or the Adoption and Children Act 2002, or
 - • Became subject to a child arrangements order, or
 - • Became subject to a special guardianship order

This includes children who appear to the Admissions Authority to have been in state care (i.e. in the care of or accommodated by a public authority, religious organisation or other provider whose sole/main purpose is to benefit society) outside of England but ceased to be so as a result of being adopted only.

Westfield Junior School

Telephone: 01480 375005

Ramsey Road, St Ives, Huntingdon, PE27 5RG

School code: 2232

Age range: 7 to 11

PAN for 2026: 60

School type: Community

Catchment Area: see entry for Eastfield Infants School

Oversubscription Criteria:

Children who have a Statement of Special Educational Need (SEN) / Education Health and Care Plan (EHCP) that names the school will be admitted. NB. Those children with a statement of SEN / EHCP that does not name the school will be referred to the Statutory Assessment Team (SAT) to determine an appropriate place.

1. Children in Care (CIC) and Children who were previously in care (CIC) but ceased to be so by reason of adoption, a residence order (now known as a child arrangement order) or special guardianship Order
2. Children who appear to have been in state care outside of England and ceases to be in state care as a result of being adopted.
3. Children who live in the catchment area, attend the partner infant school and who have a sibling at the school (or partner infant school) at the time of admission.
4. Children who live in the catchment area who have a sibling at the school (or partner infant school) at the time of admission.
5. Children who live in the catchment area and who attend the partner infant school.
6. Children living in the catchment area.
7. Children who live outside the catchment area, but attend the partner infant school and have a sibling at the school (or partner infant school) at the time of admission.
8. Children who live outside the catchment area, but have a sibling at the school (or partner infant school) at the time of admission.
9. Children who live outside the catchment area, but who attend the partner infant school.
10. Children of members of staff, providing that they have been employed for a minimum of two years and/or are recruited to fill a vacant post for which there is a demonstrable skills shortage.
11. Children who live outside the catchment area, but nearest the school as measured by a straight line.

In cases of equal merit in each set of criteria, priority will go to children living nearest the school as measured by a straight line. Please refer to the Glossary of Terms on pages 18 - 19 for further information under section Distance Between Home and School.

Westwood Community Primary School

Telephone: 01354 653033

Maple Grove, March, PE15 8JT

School code: 2079

Age range: 4 to 11

PAN for 2026: 120

School type: Academy

Catchment Area: River Nene along the railway line to Creek Road, south of Creek Road to its junction with St John's Road, the south of side of St John's Road, west side of Station Road, the south side of County Road, the west side of Robin Goodfellow's Lane, the west side of Lime Grove, to the north side of Norwood Road from the rail crossing to the west side of Elm Road to the Twenty Food Road (not including Chain Bridge north from Gravel House); south along the Twenty Food Road to Hobbs Lot including Graysmoor Cottages and on the West Fen from Infields Farm, Australia Farm in Whitemoor to the west.

Oversubscription Criteria:

When the Academy is oversubscribed, after the admission of Children with an Education, Health and Care Plan (EHCP) 1 where the Academy is named, priority for admission will be given to those children who meet the criteria set out below:

a) A 'looked after child'. A looked after child is a child who is a) looked after by a local authority or b) being provided with accommodation by a local authority in the exercise of their social services functions, in accordance with section 22 (1) of the Children Act 1989. Details of eligibility must be supplied by the allocated social worker or foster carer.

Or A child who was previously looked after but immediately after being looked after became subject to an adoption, child arrangement order, or special guardianship order. This includes children who appear to the admission authority to have been in state care outside of England and ceased to be in care as a result of being adopted. Proof of eligibility will be required.

b) Children for whom it is essential to be admitted to the Academy because of special circumstances to do with significant medical or social needs, which relate to the child or an immediate member of the child's family. Applications must be supported by medical evidence from a GP or hospital consultant, social worker, or similar professional. i The supporting evidence should set out the particular reason why the Academy is the most suitable and the difficulties that would be caused if the child had to attend another school. This evidence must be sent to the Academy by the application closing date, for the applicant to be considered under this criterion.

c) Children who, on the date of application, have a sibling (e.g. a natural brother or sister, or a half brother or sister, or a legally adopted brother or sister or half-brother or sister, or step-brother or sister) who is living with them at the same address and on roll of the Academy.

d) Children of staff, where the member of staff has been employed by the Academy for 2 or more years at the time of application, or the member of staff was recruited to fill a vacant post for which there is a demonstrable skill shortage.

e) Children living nearest the Academy within the catchment area River Nene along the railway line to Creek Road, south of Creek Road to its junction with St John's Road, the south of side of St John's Road, west side of Station Road, the south side of County Road, the west side of Robin Goodfellow's Lane, the west side of Lime Grove, to the north side of Norwood Road from the rail crossing to the west side of Elm Road to the Twenty Food Road (not including Chain Bridge north from Gravel House); south along the Twenty Food Road to Hobbs Lot including Graysmoor Cottages and on the West Fen from Infields Farm, Australia Farm in Whitemoor to the west.

f) Children living nearest the Academy outside of the catchment area.

Distance will be calculated using a straight line (as the crow flies) measurement from the reference point of the child's home address to the reference point of the Academy. **Please refer to the Glossary of Terms on pages 18 - 19 for further information under section Distance Between Home and School.**

Wheatfields Primary School

Telephone: **01480 466919**

Nene Way, St Ives, Huntingdon, PE27 3WF

School code: 3392

Age range: 4 to 11

PAN for 2026: 60

School type: Foundation

Catchment Area: that part of St. Ives to the north of St. Audrey's Lane and east of Ramsey Road from its junction with the A1123, except the area to the north bounded by Ramsey Road, Albemarle Road, the footpath leading to Burleigh Centre and Marley Road.

Oversubscription Criteria:

Children who have a Statement of Special Educational Need (SEN) / Education Health and Care Plan (EHCP) that names the school will be admitted. NB. Those children with a statement of SEN / EHCP that does not name the school will be referred to the Statutory Assessment Team (SAT) to determine an appropriate place.

1. Children in Care (CIC) and children who were previously in care (CIC) but ceased to be so by reason of adoption, a residence order (now known as a child arrangement order) or special guardianship order
2. Children living in the catchment area with a sibling at the school at the time of admission;
3. Children living in the catchment area;
4. Children living outside the catchment area who have a sibling at the school at the time of admission;
5. Children living outside the catchment area, but nearest the school according to the shortest straight line distance.

In cases of equal merit in each set of criteria, priority will go to children living nearest the school as measured by a straight line. Please refer to the Glossary of Terms on pages 18 - 19 for further information under section Distance Between Home and School.

Wilburton C of E Primary School

Telephone: **01353 740269**

Carpond Lane, Wilburton, Ely, CB6 3RJ

School code: 3054

Age range: 3 to 11

PAN for 2026: 15*

School type: Voluntary controlled

*This is not the same PAN as for 2025-6.

Catchment Area: Wilburton

Oversubscription Criteria: Please see page 27.

William Westley C of E Primary School

Telephone: **01223 832176**

Mill Lane, Whittlesford, Cambridgeshire, CB22 4NE

School code: 3032

Age range: 4 to 11

PAN for 2026: 30

School type: Voluntary controlled

Catchment Area: Whittlesford

Oversubscription Criteria: Please see page 27

Willingham Primary School

Telephone: **01954 283030**

Thoday's Close, Willingham, Cambridgeshire, CB24 5LE

School code: 2054
Age range: 4 to 11
PAN for 2026: 60
School type: Community

Catchment Area: Willingham

Oversubscription Criteria: Please see page 27

Winhills Primary School

Telephone: 01480 211626

Duck Lane, Eynesbury, St Neots, PE19 2DX

School code: 2005

Age range: 2 to 11

PAN for 2026: 45

School type: Academy

Catchment Area: The area bounded by the railway to the east, Potton Road (both sides) east side of Cromwell Road to its junction of Hen Brook, Hen Brook to Duck Lane, Duck Lane to Mallard Lane and a line to Cromwell Road and to include the whole of the Eynesbury Manor housing development.

Oversubscription Criteria:

Children who have a Statement of Special Educational Need (SEN) / Education Health and Care Plan (EHCP) that names the school will be admitted. NB. Those children with a statement of SEN / EHCP that does not name the school will be referred to the Statutory Assessment Team (SAT) to determine an appropriate place.

1. Children in Care (CIC) and Children who were previously in care (CIC) but ceased to be so by reason of adoption, a residence order (now known as a child arrangement order) or special guardianship order.
2. Children living¹³⁴ in the catchment area with a sibling¹³⁵ at the school at the time of admission.
3. Children living in the catchment area.
4. Children living outside the catchment area who have a sibling at the school at the time of admission.
5. Children living outside the catchment area who have applied and been unable to gain a place at their Cambridgeshire catchment area school because of oversubscription.
6. Children who live outside the catchment area.

In cases of equal merit in each set of criteria, priority will go to children living nearest the school as measured by a straight line. Please refer to the Glossary of Terms on pages 18 - 19 for further information under section Distance Between Home and School.

Wintringham Primary Academy

Telephone: 01480 595885

Nuffield Road St Neots, PE19 0AW

School code: 2073

Age range: 2 to 11

PAN for 2026: 60

School type: Academy

¹³⁴ Home Address - the place the child resides for the majority of school nights with an adult who has parental responsibility.

¹³⁵ Sibling – Shares same biological parents, brother sister, half-brother/sister or legally adopted living at same address as child.

Catchment Area: The Wintringham Park Development and bounded to the west by Nuffield Road, that part of St Neots bounded to the south by Cambridge Road, the north by Priory Hill, the east by the eastern boundary of Love's Farm development and the west by the railway line.

A new St Neots primary school opened in September 2018 as part of the St Neots Eastern Expansion. It is a 4-11 primary school and includes early years provision on site.

Oversubscription Criteria:

Children who have a Statement of Special Educational Need (SEN) / Education Health and Care Plan (EHCP) that names the school will be admitted. NB. Those children with a statement of SEN / EHCP that does not name the school will be referred to the Statutory Assessment Team (SAT) to determine an appropriate place.

1. Children in Care (CIC) and Children who were previously in care (CIC) but ceased to be so by reason of adoption, a residence order (now known as a child arrangement order) or special guardianship order.
2. Children living¹³⁶ in the catchment area with a sibling¹³⁷ at the school at the time of admission.
3. Children living in the catchment area.
4. Children living outside the catchment area who have a sibling at the school at the time of admission.
5. Children living outside the catchment area who have applied and been unable to gain a place at their Cambridgeshire catchment area school because of oversubscription.
6. Children who live outside the catchment area.

*These are not the same criteria as for 2025-6

In cases of equal merit in each set of criteria, priority will go to children living nearest the school as measured by a straight line. Please refer to the Glossary of Terms on pages 18 - 19 for further information under section Distance Between Home and School.

William de Yaxley C of E Academy

Telephone: 01733 240323

Landsdowne Road, Yaxley, PE7 3JL

School code: 2027

Age range: 7 to 11

PAN for 2026: 60

School type: Academy

Catchment Area: This school does not operate a catchment area

Oversubscription Criteria:

When the school is oversubscribed, after the admission of Children with an Education, Health and Care Plan (EHCP) where the Academy is named, priority for admission will be given to those children who meet the criteria set out below:

¹³⁶ Home Address - the place the child resides for the majority of school nights with an adult who has parental responsibility.

¹³⁷ Sibling – Shares same biological parents, brother sister, half-brother/sister or legally adopted living at same address as child.

- 1 Looked after children¹³⁸ and previously looked after children¹³⁹ including those who appear (to the Admissions Authority) to have been in state care outside of England¹⁴⁰ and ceased to be in state care as a result of being adopted¹⁴¹.
- 2 Sibling¹⁴²: where the child has a sibling in the school or a sibling has already been offered a place at the school, and where the sibling will still be attending the school at the time of admission but not in a specialist unit or a specialist resource base for Hearing Impaired provision or in a nursery/pre-school. Priority will be given, where necessary, to applications where there is the smallest age gap.
- 3 Children of staff recruited to fill a vacant post at the school for which there is a demonstrable skill shortage. DEMAT is required to approve the Headteachers' designation of such posts and confirm the assessment that a member of staff appointed meets the requirements of the shortage. Priority will be limited to one place for each form of entry in any year.
- 4 All other applicants

In cases of equal merit priority will go to children who have attended Yaxley Infant School and then living nearest the school by shortest straight line distance. Please refer to the Glossary of Terms on pages 18 - 19 for further information under section Distance Between Home and School.

Wisbech St Mary C of E Academy

Telephone: 01945 410312

Church Road, Wisbech St Mary, Wisbech, PE13 4RJ

School code: 2040

Age range: 2 to 11

PAN for 2026: 30

School type: Academy

Catchment Area: Wisbech St Mary village and the surrounding area bounded in the north by but not including Mile Tree Lane, Barton Road to the junction with Gadds Lane and Panswell Lane to Barrets Bridge, including Bartons Farm. From Barrets Bridge along White Engine Drain including Highside Road, Seadyke Bank to the junction with Murrow Lane. In the south, bounded by, but not including Mouse (Mouth) Lane, but including the northern end of Gaul Drove and Bunkers Hill. In the east by the River Nene from Cold Harbour Lane to Mile Tree Lane.

Oversubscription Criteria:

¹³⁸ A 'looked after child' is a child who is (a) in the care of a local authority, or (b) being provided with accommodation by a local authority in the exercise of their social services functions (see the definition in Section 22(1) of the Children Act 1989) at the time of making an application to a school.

¹³⁹ Children who were looked after, but ceased to be so because they were adopted or became subject to a child arrangements order or special guardianship order, immediately following having been looked after,

¹⁴⁰ A child is regarded as having been in state care outside of England if they were in the care of or were accommodated by a public authority, a religious organisation, or any other provider of care whose sole or main purpose is to benefit society.

¹⁴¹ This includes children who were adopted under the Adoption Act 1976 (see Section 12 adoption orders) and children who were adopted under the Adoption and Children Act 2002 (see Section 46 adoption orders).

¹⁴² The term 'sibling' includes: natural, half, step, and adopted brothers and sisters; a child of the partner of the parent; and children who are fostered into the family. In all these cases, the child and their sibling will both be living at the same address (that is where the child is ordinarily resident) in a single family unit. This means that children in other family units, living together at the same address, are not considered siblings under this criterion.

When the school is oversubscribed, after the admission of Children with an Education, Health and Care Plan (EHCP) where the Academy is named, priority for admission will be given to those children who meet the criteria set out below:

1. Looked after children¹⁴³ and previously looked after children¹⁴⁴ including those who appear (to the Admissions Authority) to have been in state care outside of England¹⁴⁵ and ceased to be in state care as a result of being adopted¹⁴⁶.
2. Sibling¹⁴⁷: where the child has a sibling in the school or a sibling has already been offered a place at the school, and where the sibling will still be attending the school at the time of admission but not in a specialist unit or a specialist resource base for Hearing Impaired provision or in a nursery/pre-school. Priority will be given, where necessary, to applications where there is the smallest age gap.
3. Children of staff recruited to fill a vacant post at the school for which there is a demonstrable skill shortage. DEMAT is required to approve the Headteachers' designation of such posts and confirm the assessment that a member of staff appointed meets the requirements of the shortage. Priority will be limited to one place for each form of entry in any year.
4. All other applicants

Where the Academy has more children applying than places remaining in any of the categories above, a distance tie break will be used to determine priority. Priority will be given to children living nearest the school by shortest straight line distance. Please refer to the Glossary of Terms on pages 18 - 19 for further information under section Distance Between Home and School.

Wyton on the Hill Primary School

Telephone: 01480 572995

Cambridge Square, Wyton on the Hill, Huntingdon, PE28 2JB

School code: 2240

Age range: 4 to 11

PAN for 2026: 45

School type: Community

Catchment Area: Wyton on the Hill

Oversubscription Criteria: Please see page 27

¹⁴³ A 'looked after child' is a child who is (a) in the care of a local authority, or (b) being provided with accommodation by a local authority in the exercise of their social services functions (see the definition in Section 22(1) of the Children Act 1989) at the time of making an application to a school.

¹⁴⁴ Children who were looked after, but ceased to be so because they were adopted or became subject to a child arrangements order or special guardianship order, immediately following having been looked after,

¹⁴⁵ A child is regarded as having been in state care outside of England if they were in the care of or were accommodated by a public authority, a religious organisation, or any other provider of care whose sole or main purpose is to benefit society.

¹⁴⁶ This includes children who were adopted under the Adoption Act 1976 (see Section 12 adoption orders) and children who were adopted under the Adoption and Children Act 2002 (see Section 46 adoption orders).

¹⁴⁷ The term 'sibling' includes: natural, half, step, and adopted brothers and sisters; a child of the partner of the parent; and children who are fostered into the family. In all these cases, the child and their sibling will both be living at the same address (that is where the child is ordinarily resident) in a single family unit. This means that children in other family units, living together at the same address, are not considered siblings under this criterion.

Yaxley Infant School

Telephone: **01733 240918**

Main Street, Yaxley, PE7 3LU

School code: 2254

Age range: 4 to 7

PAN for 2026: 60

School type: Community

Catchment Area: Yaxley, south of Broadway and odd numbers in Broadway

Oversubscription Criteria: Please see page 27

Alternative formats

This booklet is available in a variety of languages, large-print and Braille. If you require an alternative version please contact the Admissions Team

Telephone: 0345 045 1370

Email: admissions@cambridgeshire.gov.uk